

Historic, Archive Document

Do not assume content reflects current scientific knowledge, policies, or practices.

2.11

[Seed annual.]

1902

LIBRARY,
U. S. Department of Agriculture,
Washington, D. C.

Price List

AND

Descriptive Catalogue.

D. V. Burrell's

ROCKY FORD

SEED



HOUSE

ROCKY FORD, COLO.

Choice Seeds

— ❖ — FOR ❖ —

Home and Market Gardens.

PLEASE READ ALL OF THE FOLLOWING CAREFULLY.

TO ALL WHO RECEIVE THIS SEED ANNUAL, GREETING:—

In presenting this book (my only salesman) to you, I feel it proper to give you a few reasons why I ask your patronage. I have for a number of years been engaged in market gardening and have carefully studied the different kinds of products from the standpoint of one who wishes to grow and put up a quality of produce that when once sold to a customer will so well please as to bring further orders, also such as, when placed in open competition with other like produce, will look well and sell quick at top prices. In this I have met with success and knowing the quality of the seeds I offer I invite all who grow a garden to try them. Whether your garden is for pleasure or profit you want the best seed.

I do not offer any overdrawn descriptions, but just as I have found them to be. I call your special attention to the photographs in this book. They were all taken from my seed gardens and explain the quality and yield just as it was. The cost of the seed compared with the labor employed in growing the crop is very small and if the best seed is planted even at a little more expense than cheap seed the cost of the seed will be forgotten long before the crop is that is grown.

The demand for cheap seed will always be met, but if you are looking for such do not take time to look for it here as I offer the best and ask a fair profit for growing it. Choice seed must be grown from select plants and such are always worth money on the Produce market. Cheap seed saved from cull stock is very dear even as a gift as the planter will have to give all his labor to pay for it. The crop will be most sure to be BARGAIN COUNTER produce FOR SALE AT LESS THAN COST. My packages are all well filled, the price is right.

MY TERMS ARE STRICTLY CASH WITH ORDER. Remittances may be made by draft on Chicago or Kansas City, Postoffice or Express Money Order, Postal Note or registered Letter. Small remittances may be made in postage stamps.

HOW TO ORDER.—Write your name, postoffice, state and express office plainly and always use the ORDER SHEET if possible. Always carry out the price of each item. State how much money you inclose and whether Draft or Money Order, Check or stamps. Make Money Orders or Checks payable to D. V. Burrell. If local checks are used 25c must be added to cover cost of collecting.

SAFE ARRIVAL GUARANTEED. I guarantee safe arrival of all seeds sent by mail or express, but request all to be careful to have their address plainly written. If seeds are not received in a reasonable time, send an exact copy of the order and state the kind of remittance, and same will be investigated.

CHARGES PREPAID. I prepay the postage or express charges on all Pkt., Oz. and one-fourth pound lots, of all kinds of seed listed here. On all heavier lots the price quoted is net here and if to go by mail add 8c per pound.

HOW TO SHIP—Always state how to ship if heavy seeds to go by freight or express. Seeds by freight or express are at purchaser's expense for transportation charges.

GUARANTEE. It is impractical to guarantee seeds as the best of seeds will fail under improper treatment. Some may be sown in too dry ground, or too wet, too deep or too shallow. Some hardy seeds stand cool weather and will grow when the soil is too cold for others and would cause them to decay. Insects may attack and destroy them. For these reasons I do not give any warranty in any respect. And will not be responsible in any way for the crop. I exercise the greatest care to have all seeds true to name, of good vitality and sample.

SPECIAL NOTICE—I have no premiums to offer. The seeds listed here are the best to be had. Those that I do not grow here under IRRIGATION are grown by expert specialists where they can be best grown, and under contract. My object is QUALITY FIRST, and I only care to cater to the trade that approves of this plan.

DISCOUNTS—On large orders I offer the following rates of discount:

\$ 5.00 and under \$10.00.....	5 per cent.
\$10.00 and under \$20.00.....	7 per cent.
\$20.00 and under \$50.00.....	10 per cent.
\$50.00 and up	15 per cent.

These discounts are for the benefit of market gardeners who order large quantities of seeds. Extensive growers often want \$50.00 to \$150.00 worth of seeds and are entitled to these discounts.

SEEDS GROWN UNDER IRRIGATION—With plenty of water to be applied whenever needed and that carefully and intelligently done, the plants mature perfectly and perfect seed is the result, as LIKE BEGETS LIKE.

Assuring you that your orders will have prompt attention and advising early orders so you will be sure to have your seeds in time to plant at the best opportunity, I remain,

Respectfully,

D. V. BURRELL.

GENERAL LIST OF VEGETABLE SEEDS.

I have selected from the almost endless number of varieties of seeds those that are of real merit and most suited to the needs of the market gardener and having done this there is no question but that they are the best for the Home Garden.

Get up a club among your friends and get the benefit of the discount

ASPARAGUS

One of the earliest spring vegetables, of excellent flavor, taste much resembling peas, but as it becomes more generally known is much preferred to peas by many. It requires a deep, rich, mellow soil. Sow early in the spring in drills 2 inches deep and 12 inches apart if to be cultivated by hand. Mine are 24 inches apart and thus are easily worked with a horse, and this also gives the plants a better chance. One ounce of seed will plant 60 feet of drill and will make about 600 plants. When the plants are one or two years old (one year is best, as a better crown will form) transplant to rows 5 feet apart and 18 inches apart in the row.

Cover the soil 4 to 5 inches deep with well rotted manure and disc well, then plow as deep as possible and fine with the harrow. Then with the plow turn furrows 5 feet apart, about 6 inches deep. Place the plants in these about 18 inches apart, one in a place and with the roots well spread out. Then turn a light furrow back over them and level with the harrow by cross harrowing. If the soil be dry and you have water, after you cover them run water through the furrows before leveling. Give the surface a good dressing with manure each year. Cultivate often.

CONOVER'S COLOSSAL.

The favorite in our Western market, having a pink tinge, and very fine flavor, of vigorous growth, none better. Pkt., 5c; oz., 10c; ¼ lb., 15c; lb., 45; 10 lbs., 40 per lb. Roots of above variety, one year old, per 50, 25c; per 100, 45c; per 1,000, \$3.25. This does not include postage. If to go by mail add 15c for 50 and 25c per 100.

PALMETTO. Earlier than the Colossal. Price same as Colossal.

COLUMBIA MAMMOTH WHITE.

Large white shoots; stays white as long as fit for use. Pkt., 5c; oz., 10c; ¼ lb., 15c; lb., 50c; 10 lbs., 45c per lb.

(Above prices include postage on pkt., oz. and ¼-lb. lots. On larger lots include 8c per lb. for postage if to go by mail.)

BEANS

HOW TO PLANT.

As soon as the danger of frost is past drill in rows 2 feet apart about one bean to the inch, or 70 lbs. to the acre. Cover about 2 inches deep. Cultivate often but never when wet with rain or dew. If under irrigation do not water until they begin to bloom and then two light waterings a week is best. I always water after each picking and pick twice a week. By dividing the patch into thirds and picking a third each day you will have a regular supply, the growth will be quick and the pods tender.


For shipment pack in 15-lb. baskets and cover with green mosquito bar. Always use green as it is the color of the foliage and no color is better.

WARDWELL'S KIDNEY WAX.

This is my best market bean and will yield a heavier crop than any other that I have grown. The pods are entirely stringless and average 6 to 7 inches long. They also hang well for picking, which is a good point. Planted May 6th they were ready to ship June 24th. The pods are light yellow and almost transparent. I recommend them for both home and market garden. Pkt., 5c; ½ lb., 10c; lb., 15c; 2 lbs., 25c; 5 lbs. and up, 12c per lb.

IMPROVED GOLDEN WAX.

This bean is also yellow podded, almost as large and about as early as Wardwell's. It is stringless and of excellent flavor, a decided improvement over the old Golden Wax. While it is so good a snap bean it is also a very good shell bean for winter use. Price same as above.





ASPARAGUS FIELD

IMPROVED BLACK WAX.

An improvement of the old well known variety. Yellow podded, string bean. Price same as Wardwell's.

DAVIS' WHITE WAX.

This is a very fine bean and about as early as Wardwell's. It has long, straight, yellow pods, which are stringless, while fit for use, and of fine appearance. This bean has been advertised as a novelty by most seed houses. Price same as above.

NEW EARLY REFUGEE.

This bean is one of the best of the green podded sorts, being only a few days later than the earliest and of excellent flavor. The pods are round, long, and like all round podded beans are very juicy. This is a very heavy yielder and will be sure to please all who like a green podded snap bean. Price same as above.

RED VALENTINE, IMPROVED ROUND POD.

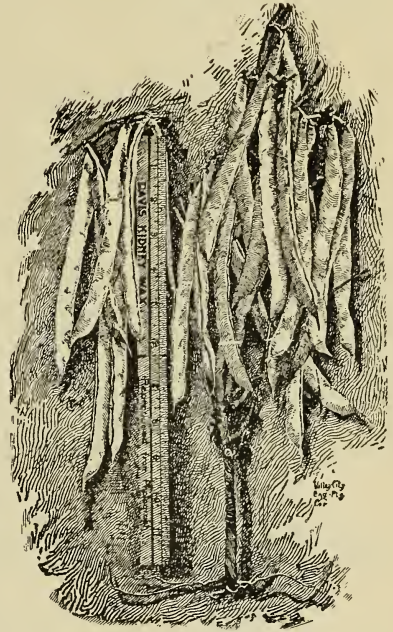
This is a well known snap. The pods are round and juicy, of superior flavor. This is not as heavy a yielder as the Refugee, but will sell on its reputation. Pkt., 5c ; ½ lb., 10c; lb., 15c; 2 lbs., 25c; 10 lbs. or more, 10c per lb.

BURPEE'S BUSH LIMA.

This is a larger bean than Henderson's Lima, but not so heavy a yielder. The quality is very fine and the appearance of the bean same as Pole Lima, though the dwarf habit is well established. The dwarf plants are the market gardener's friends. Pkt., 5c; ½ lb., 10c; lb., 15c; 2 lbs. and up, 12½c per lb.

KING OF THE GARDEN LIMA.

This is a pole bean bearing pods from 5 to 8 inches long and a very heavy yielder. The beans are large and a rich flavor. Pkt., 5c; ½ lb., 10c; lb., 15c; 2 lbs. and up, 12½c per lb.



Davis White Wax.

BURPEE'S STRINGLESS GREEN POD.

This is the only entirely stringless green pod variety and is a decided acquisition both for home and market garden. The pods are 4 to 5 inches long, nearly round and light green in color, the flesh tender and the quality the best. The pods remain long in an edible condition; even when the beans are large, they are not stringy. Pkt., 5c; ½ lb., 10c; lb., 15c; 2 lbs. and up, 12½c per lb.

BURRELL'S LAZY WIFE'S POLE BEAN

As the name indicates, the pods are grown in clusters so that a number can be picked at a time, making the picking an easy task. Pods 4 to 5 inches long, of a rich flavor, one of the best succotash beans. The beans are white and an excellent shell beans for winter use. This will please you. Pkt., 5c; ½ lb., 10c; lb., 15c; 2 lbs. and up, 12½c per lb.

(I will furnish Mexican and Navy beans at market price. Write for prices stating quality desired.)



Burpee's Stringless Green Pod.

HENDERSON'S BUSH LIMA.

This is my choice of the Lima Beans and should be grown in every garden. It is the earliest and continues in bearing until frost. The yield is very heavy and all who enjoy a dish of Lima Beans, will find these, when seasoned with rich cream, second to none. I recommend the same to you and am sure that when once grown you will prize them highly. Pkt., 5c; $\frac{1}{2}$ lb., 10c; lb., 15c; 2 lbs. and up, 12 $\frac{1}{2}$ c per lb.

BEETS

HOW TO PLANT.

The soil should be rich and deeply plowed, say 8 to 10 inches. Harrow several times to settle the ground and provide a fine seed bed. Sow in rows from 14 to 20 inches apart and about 1 to 1 $\frac{1}{2}$ inches deep. About 6 lbs. of seed to the acre for garden or stock feed and for sugar about 20 lbs. of seed to the acre. As soon as the plants have the fifth or sixth leaf thin to one plant each 8 inches. If under irrigation water as soon as thinned. Cultivate often and do not water again until absolutely necessary, as the soil will dry from the surface down and the tap roots will follow the moisture down and much better results will follow. Careful tests have proven that one cultivation a week will give best results. Keep clean and remember that cultivation is the next thing necessary after the best seed, and the two are necessary for success.



Henderson's Bush Lima.

DETROIT DARK RED.

This is an excellent beet for early planting, and can be relied upon to give excellent results as it is of fine quality and dark red color and all such beets are very good. Turnip shaped with small tops and small tap roots. Market gardeners will be well pleased if they plant heavily of these. Pkt., 5c; oz., 10c; $\frac{1}{4}$ lb., 20c; lb., 60c.

EDMUNDS EARLY BLOOD TURNIP.

A very good beet. Roots of good form, turnip shaped and flesh deep red, as name indicates. This is a standard variety, and one of the best. Pkts., 5c; oz., 10c; $\frac{1}{4}$ lb., 20c; lb., 60c.

CROSBY'S EGYPTIAN BEET.

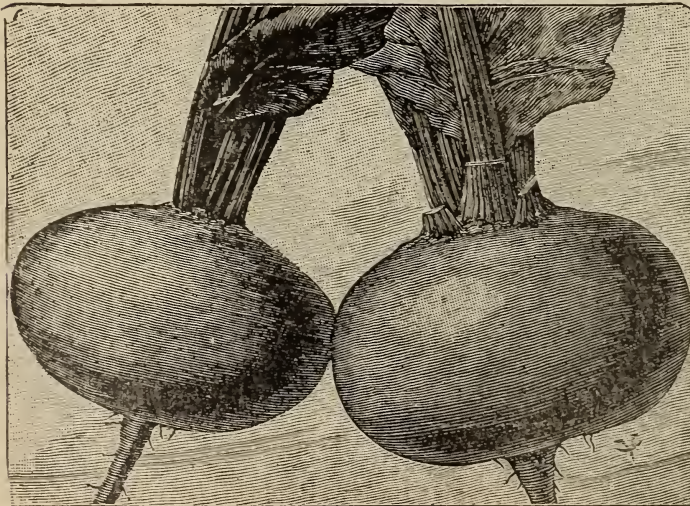
This is my finest beet and has no equal for home or market garden. Being of the earliest and also having the finest appearance and flavor of all, you will be well pleased with it. Shape as in cut. Color a dark red. It is a prize winner in competition with all others. Pkt., 5c; oz., 10c; $\frac{1}{4}$ lb., 20c; lb., 75c.

LONG DARK RED

This is a very good variety, being well liked for the table when small and also a heavy cropper for stock feeding. It is one of the best for dry climates as none resist drouth better than this. Pkt., 5c; oz., 10c; $\frac{1}{4}$ lb., 15c; lb., 55c.

LANE'S IMPERIAL SUGAR.

This is exclusively a stock beet. Comparing with the Klein Wanzleben a ton of this kind is worth



Crosby's Egyptian.

three-fourths as much, but as it is a heavier cropper and easier harvested, it is, if possible, a little better for the stockman to grow. It usually runs about 11 to 13 per cent. sugar and is not so severe on the kidneys as the Klein Wanzleben. Either of these beets are excellent food for milch cows and especially so for sheep. Oz., 5c; ¼ lb., 15c; lb., 35c; 5 lbs., \$1.00; 10 lbs. and up, at 18c per lb.

The following is a record without detail of a trial acre grown by me in the ORANGE JUDD contest this year, which will give you an idea as to what can be done here when carefully tended. All this was done under oath and the records are in the hands of The Orange Judd Farmer, Chicago, Ill.:

Land plowed March 10th and harrowed twice with the teeth of the harrow straight to a depth of five inches. April 13th harrowed same as above and then twice with the teeth slanted as much as possible to make a fine seed bed. April 14 a rain fell sufficient to moisten down to the damp soil underneath. April 16th planted 23 pounds of seed to the acre about 1½ inches deep and rows 20 inches apart. Used White Klein Wanzleben seed. May 8th cultivated about one inch deep with a Deere two-row cultivator, using the knives. May 12th slight rain. May 27th furrowed between all the rows with a five shovel one-horse cultivator, having removed all of the small shovels except one which was placed in the center in front. The large shovel was attached behind to make the furrow and this served the double purpose of cultivating and furrowing at the same time. May 28th irrigated thoroughly so as to thoroughly moisten the subsoil. May 29th slight rain. June 3d cultivated with a Planet, Jr., nine-tooth one-horse cultivator eight inches deep and as close to the beets as possible. June 6th to 9th hoed carefully about 1½ inches deep and where doubles were left saw that only one remained in a place. June 26th furrowed same as before. June 26th irrigated. June 28th furrowed. July 1 rain. July 24th rain. July 30th irrigated. Aug. 11th rain. Sept. 7 rain. Oct. 5th rain. Oct. 10th rain. All of these rains except Sept. 7 were slight. Harvested Nov. 8th. Results as follows:

Gross weight, 41 tons, 870 pounds. Tare, 2 tons, 246 pounds. Net, 39 tons, 624 pounds. Sugar contents, 14.64; purity, 80.2 per cent. Price paid by the American Beet Sugar Co., \$160.07. Received for the tops, \$14.10. Value of pulp, one-fourth of the weight of the beets, \$4.91. Total receipts from the acre, \$179.08.



White Klein Wanzleben.

WHITE KLEIN WANZLEBEN.

This beet has no equal, taking into consideration both tonnage per acre and sugar contents. It is more extensively grown than any other and will give good results under proper care in all localities. The roots are shaped as in small cut and as will also be seen in the half tone cuts. The yield here is usually about 15 tons to the acre and about 18 per cent. sugar, 82 per cent. purity; though the best growers frequently get 20 to 30 tons per acre and tests have run as high as 26 per cent. sugar. All stock feeders know that sugar makes fat and will realize the value as a stock food. However, it is not best to feed too heavily alone, as owing to the strength, if not fed with other foods, they are too strong. They need a great deal of hay fed with them. Oz., 5c; ¼ lb., 15c; lb., 35c; 5 lbs., \$1.00; 10 lbs. and up, 18c per lb.

CABBAGE

Cabbage is one of the most important of the garden crops and should always receive careful attention. The first thing necessary is good seed, as without this failure is sure. All of my seed is grown by an expert specialist on Long Island and from the best selected heads. You cannot get better seed at any price. I list only the best varieties and do not give an endless list of good and bad to confuse you.

The soil should be deep and rich. For early crop grow plants in hot beds, transplanting to cold frames and then as early as possible after danger of freezing to the open ground. Cultivate often and keep well watered.

For late crop sow seed in open ground and transplant, or some succeed finely by sowing seeds in hills where wanted and thinning to one. This avoids the necessity of waiting for a damp time to transplant. Cultivate—Cultivate.


EARLY SPRING (New).

This is one of the finest early cabbages grown; the heads are flat, solid, and excellent quality. This is one of the earliest, and when generally known will take front rank. Please note that I offer this at reasonably low price, but my supply of seeds is small, and when all is gone, as in all other cases, I will say so and refund your money. Pkt., 10c; ½ oz., 20c; oz., 30c; 2 oz., 50c; ¼ lb., 90c; lb., \$3.00.



KLEIN WANZLEBEN BEETS.--CONTEST ACRE.

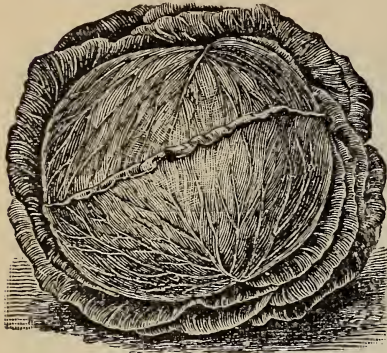
From a Photograph



CONTEST ACRE AT HARVEST.—See page 5.

EARLY JERSEY WAKEFIELD.

A standard sort, and those who know it will buy seeds on its merits. Heads conical and solid. This is one of the best for Southern growers. Pkt., 5c; oz., 20c; ¼ lb., 60c; lb., \$2.25.



Early All-Head.

EARLY ALL-HEAD CABBAGE.

This is the largest early cabbage, flat, solid and of very even size and color, making it a good seller. It is of very fine quality. You cannot find a better kind.

Pkt., 5c; ½ oz., 15c; oz., 25c; 2 ozs., 40c; ¼ lb., 60c; lb., \$2.25.

EARLY WINNINGSTADT.

This and the HOLLANDER are the standard sorts grown in the Famous Greeley District of Colorado. The Winningstadt is a sure and solid header and is less bothered by cabbage worms than any other sort. Heads conical, and while it is an excellent early crop, when set late makes one of the best winter cabbages. Pkt., 5c; ½ oz., 15c; oz., 25c; ¼ lb., 60c; lb., \$2.25.

HOLLANDER.

This is also called the Danish Ball Head. This is the most reliable cabbage for the shipping trade. Heads average from 7 to 8 pounds, white and very solid. This is one of the best keepers and has the early spring market for itself. You will be glad that you planted it. Pkt., 5c; oz., 20c; ¼ lb., 75c; lb., \$2.50.

PREMIUM FLAT DUTCH (Later.)

This is a standard sort and preferred by many. No cabbage is better known throughout the country. Pkt., 5c; oz., 20c; ¼ lb., 60c; lb., \$2.25.

FOTTLER'S BRUNSWICK. (Short Stemmed Drumhead.)

This is the SAUER KRAUT cabbage. Heads sure, large, uniform and of good quality. Pkt., 5c; oz., 20c; ¼ lb., 60c; lb., \$2.25.



Fottler's Improved Brunswick.



Premium Flat Dutch.

I wish to say that I have followed market gardening for a number of years and my experience in catering to the demands of the fancy trade of Colorado Springs, Cripple Creek, Victor, Leadville, Denver and other mountain points has taught me, first, THE VARIETIES DESIRED BY MOST CUSTOMERS.

Knowing this, I offer you seeds which I am sure will please you and at a price which I can afford to grow and select them, and at

which you afford to buy. I do not try to induce you to buy by overdrawn descriptions.

CAULIFLOWER

I offer only one variety which, by numerous trials, has proven itself the best. The choicest heads of Cauliflower produce only a small quantity of seed and as an ounce of seed will make 3,000 plants it pays to plant the best.

Transplant to a rich soil and cultivate often, give plenty of moisture when heads begin to form.

EARLY DANISH SNOWBALL.

Plants dwarf; heads well protected from the sun by leaves, and the curd close and even. This is the best market variety.

Pkt., 25c; $\frac{1}{4}$ oz., 75c; oz., \$2.50; $\frac{1}{4}$ lb., \$8.00.


CARROTS

One of the most valuable root crops for table, also for horses and milch cows. Requires a deep sandy loam for best results. One oz. to 100 ft. of drill, 4 lb. to the acre. The following are the best varieties:

GUERANDI or OXHEART.

This is an excellent variety, with broad shoulders, and as its name, Oxheart, indicates, it is not very long. See cut for shape. The color is a rich orange and the quality will please you.

Pkt., 5c; oz., 10c; $\frac{1}{4}$ lb., 25c; lb., 80c.



Guerandi or Oxheart.

them four or five inches apart. When some eight inches high, and fine, stocky plants, set them in the trenches. Earth up a little during the summer, keeping the leaf-talks close together, so that the soil cannot get between them. Finish earthing up in autumn, and never hoe or earth up in moist weather, nor when the plants are moistened with dew.

To preserve Celery for winter, dig trenches one-foot in width and as deep as the tops of the plants. Stand the Celery in these, erect, as they grow, with what dirt adheres to the roots, packing closely but not crowding. After the trench is filled it should be covered with straw or leaves as a protection from frost. Do not cover until the weather becomes quite cold, and then only a little at a time, as the cold becomes greater. Celery will bear a good deal of frost. The trench must have good drainage.

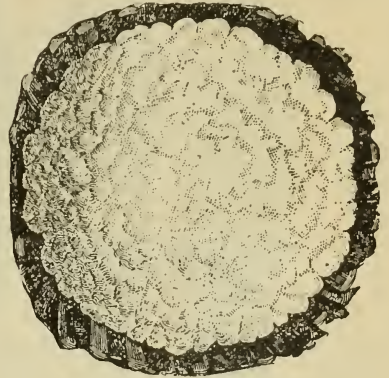
WHITE PLUME.

This is a standard early variety. Self-blanching and of excellent flavor. Pkt., 10c; oz., 20c; $\frac{1}{4}$ lb., 75c; lb., \$2.50.

GOLDEN SELF-BLANCHING.

Of close, compact growth, ribs solid, crisp and brittle. Flavor very delicate and it has the merit of being almost entirely self-blanching.

Pkt., 10c; oz., 20c; $\frac{1}{4}$ lb., 75c; lb., \$2.71



Early Danish Snowball.

CHANTENAY.

Deep scarlet of uniform shape, a heavy yielder and of fine table qualities, grows 5 to 7 inches long. Pkt., 5c; oz., 10c; $\frac{1}{4}$ lb., 25c; lb., 80c.

DANVERS 'HALF LONG.

This is the heaviest cropper, easily harvested and valuable both for market gardeners and stock raisers. Pkt., 5c; oz., 10c; $\frac{1}{4}$ lb., 20c; lb., 70c.

CELERY

Sow seeds in a hotbed or cold frame. As soon as the plants are about three inches high, transplant to a nicely prepared bed in the border, setting

GIANT PASCAL.

This excellent variety requires hilling to bleach, but cannot be beaten for flavor. The stalks grow broad and thick. A single plant makes a large bunch. This is a selection from the Golden Self-Blanching, and while it retains the fine flavor of the parent it is much larger.

Pkt., 5c; oz., 15c; ¼ lb., 60c; lb., \$2.00.

PINK PLUME.

This Celery is a decided acquisition, and has so much of that "Nutty" flavor so well liked by celery eaters, that it is a great favorite. The foliage bleaches naturally, like the White Plume. It is a long keeper and has a tint of pink, which renders it very attractive. Matures as early as the White Plume. Pkt., 10c; oz., 20c; ¼ lb., 75c; lb., \$2.50.

CERER'AC

(Turnip-rooted Celery.)

A variety of Celery with turnip-shaped roots, which may be cooked and sliced and used with vinegar. This makes an excellent salad, giving it a celery flavor. Used for flavoring meats and soups. Try it.

GIANT PRAGUE

Pkt., 5c; oz., 20c; ¼ lb., 60c.

CRESS

Used as a salad. Eaten with lettuce by many. Sow same as lettuce.



WATER CRESS.

a cold frame, as it can then be secured even when cold, snowy weather prevails. Pkt., 5c; oz., 10c; ¼ lb., 20c; lb., 75c.

CORN==Sugar

One pound will plant 125 hills, 10 pounds one acre. All of my sweet corn seed is select Northern grown, and this year, while most sections almost totally failed, my grower raised about 75 per cent. of a crop, and I am able to offer you extra values.

HOW TO PLANT.

Corn requires a good soil and warm weather. Commence for early planting as soon as danger of freezing is past. Make plantings about two weeks apart until the last of July for a succession. This will give you roasting ears from the first until frost.

Plant early varieties first and then later varieties. Plant rows three feet apart and hills about the same distance apart in the rows. Five kernels to the hill. Cover one inch deep early and some deeper late. Thin to three plants. Prices on all varieties of Sugar Corn are as follows:

(Pkt., 5c; ½ lb., 10c; lb., 15c; 2 lbs., 25c; 10 lbs., \$1.00; 25 lbs., \$2.00. Add 4c per ½ lb., 8c per lb., if to go by mail.)



Pink Plume Celery.

CRESS—DOUBLE CURLED.

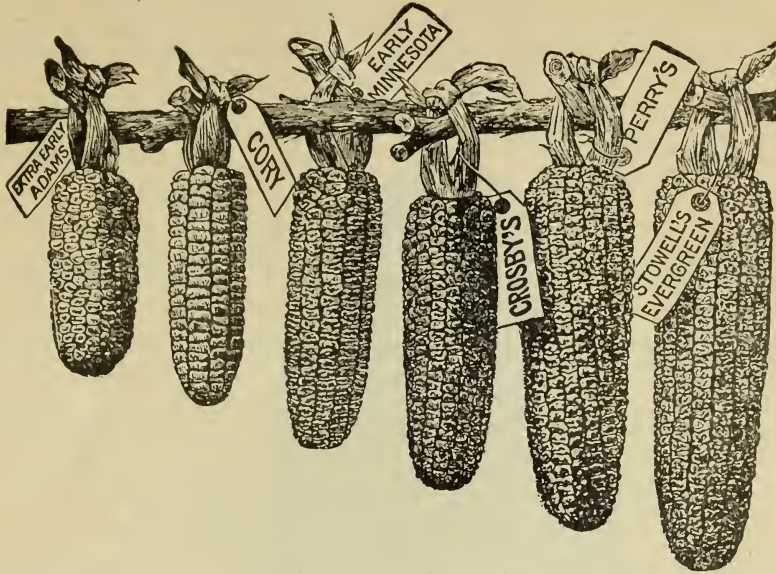
Very early and of fine flavor. Pkt., 5c; ¼ lb., 15c; lb., 50c.

CRESS—TRUE WATER.

Thrives only when the roots and stems are very moist. It has a fine flavor and should be grown wherever it can be given a sufficient supply of pure water. Pkt., 5 and 10c; oz., 30c; ¼ lb., \$1.00.

CORN SALAD.

Used for salad in winter and spring. Sow in the fall, thickly in drills and as cold weather approaches, cover with straw or if convenient, sow in



EXTRA EARLY ADAMS.

Not a sugar corn, but earlier grown for early use, especially in Colorado.

BURPEE'S FIRST OF ALL

Extra early and of fair quality; pink grains and cob. The ears are of medium size and well filled to the tips. Growth smaller than Cory, and very much like it in general appearance.

COUNTRY GENTLEMAN SWEET CORN.

This is a very distinct sort, often yielding three or four ears to the stalk. The cob is white and very small, with deep white kernels. This is considered the finest of all Sweet Corns. It will please the most fastidious epicure.

WHITE CORY.

A selection from the Red Cory, over which it is a great improvement. It is fully as early and has white kernels and white cob.

EARLY MARBLEHEAD.

Similar to the Cory and a good early variety.

CORY MAMMOTH WHITE

A very fine, large, early sort; ears double the size of the old Cory, the same pure, white color when cooked, and having white cobs, thus giving fine appearance.

EARLY MINNESOTA.

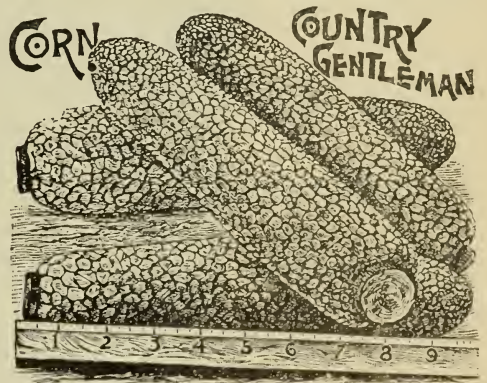
A very popular variety and valuable for home market gardens.

SHAKERS' EARLY.

Large ears of excellent quality. A fine market sort; follows the Minnesota. Much used for canning.

EARLY MAMMOTH.

An early and smaller variety of the Late Mammoth. Large ears, broad kernel. Quality very good.



ZIGZAG EVERGREEN.

This is much like Stowell's Evergreen, except it has no rows. The kernels are deep and the ears large. The quality is much like the Country Gentleman.

STOWELL'S EVERGREEN.

This is the standard for quality and is one of the best known. It is a favorite, both for market men and canners, as it remains in suitable condition for boiling for a long time.

POP CORN

This is carefully selected from the best and will be sure to be what you want. (On lots to go by mail, include 8c per lb.) Prices: Pkt., 5c; lb., 15c; 2 lb., 25c; 10 lb., \$1.00.

WHITE RICE.

A well known variety and of excellent quality and appearance; kernels long, pointed and much resembling rice; color white; a very good yielder.

QUEEN'S COUDER.

A much larger variety and producing heavy crops; color golden, but pops white with almost no hull. One kernel will expand to a diameter of one inch.

FIELD CORN

I have only a few hundred bushels of this to offer and make the following prices as long as it lasts. This is northern grown and carefully hand-picked. True to name, of good sample and purity. You will be well pleased with this and I suggest that you order early. Lb., 5c; 5 lbs., 25c; 30 lbs., \$1.00; 56 lbs., or 1 bu., \$1.50.

(If by mail all seeds go at the rate of 8c per pound and same should be included with order.)

PRIDE OF THE NORTH (90-Day).

This variety has medium sized ears and is valuable to grow as it matures early and planted as late as July the 4th, it will mature by October 1st. The ears have from fourteen to sixteen rows of kernels set closely together on the small cob, color light orange. Ears 8 to 10 inches long. Stalks 6 to 8 feet high and a heavy yielder.

IOWA GOLD MINE (90-Day).

Ears of good size and of even shape; color yellow; grain deep and cob small. This is one of the best, and, considering that my grower raised a good crop of good vitality, it will pay you to plant it.

IOWA SILVER MINE.

I can this year report a hundred per cent crop on this and offer it on its merits. Color white; deep grain and firm ears of good size. Yields well.

WISCONSIN WHITE DENT.

This variety is well known and an extra yielder. To those who know it, it will sell on its merits.

CUCUMBERS**HOW TO PLANT.**

Cucumbers should be planted in a rich, sandy loam, where convenient, but do well in almost any soil. Here under irrigation I plant in rows 5 feet apart and hill 5 feet apart in the rows, running a furrow along each row. Plant 10 to 15 seeds to the hill, about 1½ inches deep, and just before coming up rake lightly with a hand rake. Cultivate often and deep, away from the hills, but, as the roots grow as rapidly as the vines, the cultivation should be shallow near the hills. Keep clean and water often. For market (for slicing) I divide my patch into thirds and pick a third each day, and water the part picked lightly after each picking. This gives regular shipments and keeps the quality always at its best.

BURRELL'S KLONDYKE.

I have grown this special selection for several years and find that I can get them on the market in the lead, and owing to its extra quality it is still in demand when all other varieties are a drug. The color is dark green and remains so for weeks. You can get a good idea of its appearance from a photograph taken of an ordinary sample from my field. It has won first premium wherever I have exhibited it. This year I won first premium at the Arkansas Valley Fair and also at the Colorado State Fair. For early crop I plant in rich



BURRELL'S KLONDYKE CUCUMBER.

From a Photograph

soil a few days before I think danger of frost is over, and then when about time for the first planting to come I plant a second time between the first hills. If the first planting is not frozen off, I cut out the second, and in case the first is frozen off I am still with the earliest. I have only a small supply of this seed, and when this is exhausted I cannot secure more. I must hold a sufficient amount for stock seed. Price: Pkt., 5c; oz., 10c; ¼ lb., 30; 1 lb., \$1.00.

(On all of the following cucumbers the price is as follows, except where otherwise noted: Pkt., 5c; oz., 10c; ¼ lb., 20c; lb., 60c. If large quantities are desired, write for special prices. Remember, I am headquarters for vine seeds.)

BOSTON PICKLING.

Short smooth and pointed at each end; color, bright green; a heavy yielder and one of the best for pickling.

COOL AND CRISP.

This is claimed to be the earliest of all pickling varieties. It is also a fine variety for slicing.

EARLY CLUSTER.

This is a well known sort and bears the small fruit in clusters, which are easily gathered.

EARLY SHORT GREEN or EARLY FRAME.

A vigorous grower and great producer; fruit medium sized, very early, and good for slicing and pickling.

JERSEY PICKLING.

Much used by pickle manufacturers in New Jersey and Pennsylvania.

CHICAGO PICKLE.

Much grown by gardeners around Chicago, and an excellent pickling sort.

FORDHOOK PICKLING.

A good variety for pickling.

EARLY SIBERIAN.

This is one of the earliest cucumbers grown and a money-maker for market gardeners. Cucumbers five inches long mature in open ground in 55 days; a good forcing variety. Do not fail to plant some of these, as they will bring you valuable returns as a slicing variety.

EVERGREEN WHITE SPINE.

Very slow to ripen, even after being full grown, and one of the best. It remains in an edible condition for a long time and for appearance and quality it is unsurpassed.

IMPROVED ARLINGTON WHITE SPINE.

One of the finest cucumbers for forcing; much like my Klondyke in size and color.

IMPROVED LONG GREEN.

Fine for pickling when small and good for slicing when about half grown.

WHITE PEARL.

This is a heavy yielder and is of good quality, having but few equals. It is very early and bears long. The fruit is pearly white. Pkt., 5c; oz., 10c; ¼ lb., 25c; lb., 80c.

JAPANESE CLIMBING.

This cucumber has a climbing habit and quickly climbs on poles or fences. It is entirely distinct and is of good quality. It is easily gathered, and for small planting is a great acquisition. Pkt., 5c; oz., 10c; ¼ lb., 30c; lb., \$1.00.

SERPENT OR SNAKE.

Grows from four to six feet in length and coils like a snake. Much prized by the Chinese and quite a curiosity. Pkt., 5c; oz., 15c; ¼ lb., 50c; lb., \$1.50.


(The best gardeners look with distrust at cheap seeds, as it costs money to select good seed, and especially so this year, when good produce is so high on the markets.)

EGG PLANT

The Egg Plant will thrive well in any good garden soil, but will repay good treatment. The seed should be sown in hotbed or warm greenhouse in March or April, and when about an inch high potted in 2-inch pots. Plant out about June 1, 2½ feet apart. If no hotbed is at hand, they can be grown in any light room where the temperature will average 75 degrees.

(If by mail, in quantities of ½ pound and upward, postage must be added at the rate of 8 cents per pound.)

NEW YORK IMPROVED PURPLE—SPINELESS.



New York Improved Purple-Spineless.

The leading market variety, and undoubtedly the best for size, quality and productiveness. Pkt., 5c; oz., 35c; ¼ lb., \$1.00; lb., \$3.50.

ENDIVE

Endive is one of the best salads for fall and winter use. Sow for an early supply about the middle of April. As it is used mostly in fall months, the main sowings are made in June and July. Plant one foot apart each way. When the plant has attained its full size, gather up the leaves and tie them by their tips in a conical form. This excludes the light and air from the inner leaves, which in the course of from three to six weeks, become blanched.

(If by mail, in quantities of ½ lb. and upwards, postage must be added at the rate of 8c per lb.)

GREEN CURLED WINTER.

The hardiest variety; leaves dark green, which readily blanch white; not only most useful as salad, but much used for garnishing. Pkt., 5c; oz., 15c; ¼ lb., 40c; lb., \$1.40

GOURDS

Culture.—Gourds are tender annuals, and should not be planted until all danger of frost is over, and not less than six feet apart each way, in good, rich loam. Three plants in a hill will be sufficient to leave at the last hoeing.

Prices as follows, except where otherwise noted: Pkt., 5c; oz., 20c; ¼ lb., 60c; lb., \$2.25.

DIPPER.

This is like the Sugar Trough; has a thin, hard shell, and can readily be made to serve useful purposes.

JAPANESE NEST EGG.

Fruit small and creamy white; it exactly resembles the eggs of a hen. Pkt., 5c; oz., 25c; ¼ lb., 70c; lb., \$2.50.

SUGAR TROUGH.

These gourds grow to hold from four to ten gallons; shells light, but very hard and durable and readily made into useful household utensils.

HERCULES CLUB.

Longest of all.

Kale or Borecole

Sow from the middle of April to the beginning of May in prepared beds; transplant in June and treat in the same manner as for cabbage. Of all the cabbage tribe, this is the most tender and delicate, and would be much more extensively grown than it is if its excellent qualities were generally known. The varieties are all extremely hardy, and are best when touched by frost.

(If by mail, in quantities of ½ lb. and upwards, postage must be added at the rate of 8 cents per pound.)

GREEN CURLED SCOTCH.

Rarely exceeding 18 inches in height, but spreading out under good cultivation to three feet in diameter; leaves beautifully curled and bright green. Pkt., 5c; oz., 10c; ¼ lb., 30c; lb., 90c.



Gourds.



Green Curled Scotch Kale.

LEEK

The Leek is very hardy and easily cultivated; it succeeds best in a light but well enriched soil. Sow as early in spring as practicable, in drills one inch deep and one foot apart. When six or eight inches high they may be transplanted in rows ten inches apart each way, as deep as possible, that the neck, being covered, may be blanched.

(If by mail, for $\frac{1}{2}$ pound and upwards, postage must be added at 8 cents per pound.

BROAD AMERICAN FLAG.

Large and superior to London Flag; very popular with market gardeners. Pkt., 5c; oz., 15c; $\frac{1}{4}$ lb., 40c; 1 lb., \$1.25.

LETTUCE

Requires a rich, moist soil, and to be crisp and tender needs to be grown in cool weather. For winter use, sow in hotbeds every two weeks, at the rate of one ounce of seed to four sashes (a sash is 3 ft. long by 6 ft. wide); cover very lightly and transplant first to three inches apart each way, afterwards to eight inches. For garden or field, sow in rows, and cover one-fourth of an inch deep, and thin out to 12 in apart in the rows.

(If by mail, in quantities of 8 oz. and upwards, postage must be added at the rate of 8c per lb.)

Prices on all varieties of Lettuce as follows, except where otherwise noted:
Pkt. 5c; oz. 10c; $\frac{1}{4}$ lb. 35c; lb. \$1.00.

BLACK-SEEDED SIMPSON.

The leaves of this variety are very large and form a compact mass, rather than a distinct head. Nearly double the size of the Early Curled Simpson; leaves a delicate golden yellow; a superior variety for either forcing or sowing out of doors.

HANSON IMPROVED.

Extensively grown by market gardeners. The heads are very large, sweet, tender and crisp. Color, green outside and white within; free from bitter or unpleasant taste.

BIG BOSTON.

A most desirable variety, either for forcing in cold frames or open ground planting. It resembles the well known Boston Market, but produces heads almost double the size, which are always solid and salable. It endures hot weather very well. Pkt., 5c; oz., 10c; $\frac{1}{4}$ lb., 40c; 1 lb., \$1.25.

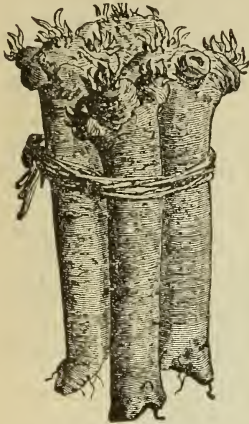
EARLY PRIZE HEAD.

It forms a mammoth head, and remains tender and crisp through the season; leaves green and red, slow to seed but very prompt to head; one of the best for private use.



Hanson Improved.

HORSE RADISH



Horse-Radish.

Horse-Radish produces no seed, but is grown from pieces of the roots. Culture.—Mark off rows 2½ feet apart in rich, moist, well prepared ground, and set the pieces of roots 18 inches apart in the rows, vertically, the small end down, and the top, one to three inches below the surface. Cultivate

thoroughly until the tops cover the ground, when their shade will keep down the weeds.

Small roots 20c per dozen, postpaid. By freight or express at purchaser's expense, 75c per 100.

MUSTARD

Plant same as Lettuce.

NEW CHINESE OR GIANT SOUTHERN CURLED.

Very large leaves; ready for use six weeks after sowing. Plants continue to yield until after frost. Leaves are eaten, boiled like Spinach. Pkt., 5c; oz., 10c; ¼ lb., 20c; lb., 75c.

WHITE.

Best for salads and general use. Oz., 5c; ¼ lb., 15c; lb., 40c.

BROWN.

Stronger and more pungent than above. Price same as above.

Musk Melon and Cantaloupe

It is in the growing of Watermelons and Cantaloupes that Rocky Ford leads all other places, and after having grown these for a number of years, I am able now to offer the best seeds obtainable. I refer you to the several photographs taken in my fields as to the vitality of the vines and the appearance of the melons, and desire to say that in offering you my Rocky Ford Cantaloupe seed I am doing so with the knowledge that all successful growers want good seed and that while an acre of good melons may yield from 150 to 300 crates, even one crate will pay for the necessary seed and that a poor crop running much to culls may lose the grower many dollars. I refused 90c per crate for car lots from the representative of M. Fugazzi & Co. of Cincinnati, Ohio; when other melons were scarcely paying freight and this alone tells the story. (Good produce always finds ready sale and it always pays to plant the best seed.)

At the Colorado State Fair I won first premium against all competition and as for the appearance of the melons I refer you to the photograph of the single melon and also the crate. They run 45 to the crate; extra well netted; thick light-green meat, and excellent, melting quality.

As to my price, I desire to say that 1½ pounds will plant an acre and 36 melons are required to cut a pound of seed, so that, either from the standpoint of cost of seed to the planter or actual value of the melons from which the seed is saved, the price I quote is right.

Allow me to explain that representatives of an Eastern seed company came here and bought the cull and half matured melons remaining in the fields after all shipping was done and the vines dead. They paid 10 cents per pound for 10,000 pounds. Now this is what hurts the person who selects good seed, until he proves himself to his customers as one to be trusted, but it hurts the planter much more, as for this cheap seed he has to give his time and pains, and the grower who plants the good seed gets the trade. As Mr. MATHIS, the "MELON KING" of South Carolina, said: "I know when I see people buying this cheap cull stuff that I will not have to compete with them in the markets." You want just as good seed if you are going to plant only a few hills as if several acres. I cannot afford to sell you poor, cheap seed, as I AM IN THE BUSINESS TO STAY, and am sure if I please you on this order I will get your next order. Seed grown here and planted in the South matures melons earlier than Southern grown seed.

HOW TO PLANT, CULTIVATE, AND HARVEST.

As soon as you feel that the danger of frost is nearly over, if you wish to be first in the market, prepare your soil by plowing as deep as possible, unless the plowing has been shallow the year before, when only an inch of new soil may be turned—i. e., if plowed six inches deep last year plow seven inches now. Select a rich loam and if possible with a southern slope. Lay off the land in check rows six feet each way, and if under irrigation furrow out and plant at the cross marks in slightly long hills just on the border of the furrows. If early plant one inch deep; if late plant one and one-half to two inches deep, as the soil dries faster late in the season. Plant ten to fifteen seeds to the hill. After planting water thoroughly and be sure that none of the hills are flooded as the soil will bake and even if it does come up it will never amount to anything. As soon as the first planting is coming up, if for early market, plant a second time between the first hills and should the frost get the first planting you will have as early as any and if not you can cut out the second planting. "The early bird gets the worm." Before the plants come up rake the hills carefully with the hand rake, as this will destroy grass and enliven the soil. As soon as the plants are well up hoe carefully; leaving

plenty of soil close to the plants and well up to the first leaves, but never cover any of the leaves or allow the soil to get into the center of the plants. If bothered with striped bugs dust with fresh slaked lime. I take a burlap sack and put a small amount in it and shake it over the hills. This is an easy way to get rid of the bugs and the only effectual way I have found. When you hoe the first time if the plants are thick in the hills thin to six to eight plants well apart and this will leave a few for bugs or any other thing that may damage part of the plants. The main thing to start with after good seed is a good stand and to get this it is necessary to use plenty of seed. Cultivate as deeply as possible close to the plants. As they continue to grow let the deep cultivation be farther away from the plants. Thin to 2 to 3 plants to the hill when the fifth and sixth leaves appear. Cultivate once a week; you will be well paid for the extra care. Hoe often and if under irrigation do not water too often, as many mistake the need of cultivation for the need of water. Cultivate as long as you can get through the field. Leave roads every 12 rows by leaving out a row, which will give room to drive through when picking.

You need a shed in which to pack the melons into crates for each ten acres. This should be in the middle of the field. The pickers should gather the melons in sacks hung over the shoulder as for sowing grain. Follow the pickers with a sled drawn by a horse so that the melons can be emptied as fast as the sack load is picked. Line the sled with straw or burlap to avoid bruising the melons. As soon as the sled is filled the boy driving the horse takes it to the shed and brings out another, and while this is out the person who crates the melons packs the first. This makes a little handling as possible and keeps the melons out of the sun. In picking never pull the melons off, but pick by a very slight change of color which appears when the melon is ready. The melon should slip from the vine easily and if forced off it will be of very poor quality as the sugar is gotten the last day on the vine. If the melons slip before they show this slight change in color they are premature and cannot be of the best quality. In selecting seed one of the main points is to get melons that will pick when the proper color and that will retain this color for several days.

Pack in crates 12x12x24 inches, as shown in the photograph, and NEVER PUT IN A MELON WHICH YOU WOULD NOT BE WILLING TO BUY IF YOU WANTED A MELON. By following this carefully there is money in growing this melon.

THOROUGHbred IMPROVED ROCKY FORD CANTALOUPEs.

Seed saved from melons of perfect size and netting, deep light-green flesh, well ripened, and of the finest flavor. Pkt., 5c; oz., 15c; $\frac{1}{4}$ lb., 30c; lb., \$1.00.

See the regular discount list for prices on large orders.

The following Musk Melons at prices named except where noted: Pkt., 5c; oz., 10c; $\frac{1}{4}$ lb., 20c; lb., 60c.

(Notice—I grow only the Rocky Ford Cantaloupe. The following varieties are grown for me by expert specialists from select stock.)

If by mail add 8c per lb. on all lots of $\frac{1}{2}$ lb. or more.

CHAMPION MARKET.

A popular variety; weight 6 to 8 pounds, nearly round; densely netted; uniform size; flesh green and of good quality.



Champion Market.

ACME or BALTIMORE MARKET.

This is a favorite in the Baltimore market and is also well known at other large markets. Early, oblong in shape, flesh green and very fine.

BANQUET.

Fruit medium size, round and slightly flattened at the ends, very densely netted. Flesh salmon colored, very thick and of good quality. I recommend this for the home garden; also good for some special trade. Pkt., 5c; oz., 10c; $\frac{1}{4}$ lb., 30c; lb., \$1.

BAY VIEW.

Early, vigorous, productive, often weighs 12 to 15 pounds; flesh green and of good flavor; shape long.

BANANA

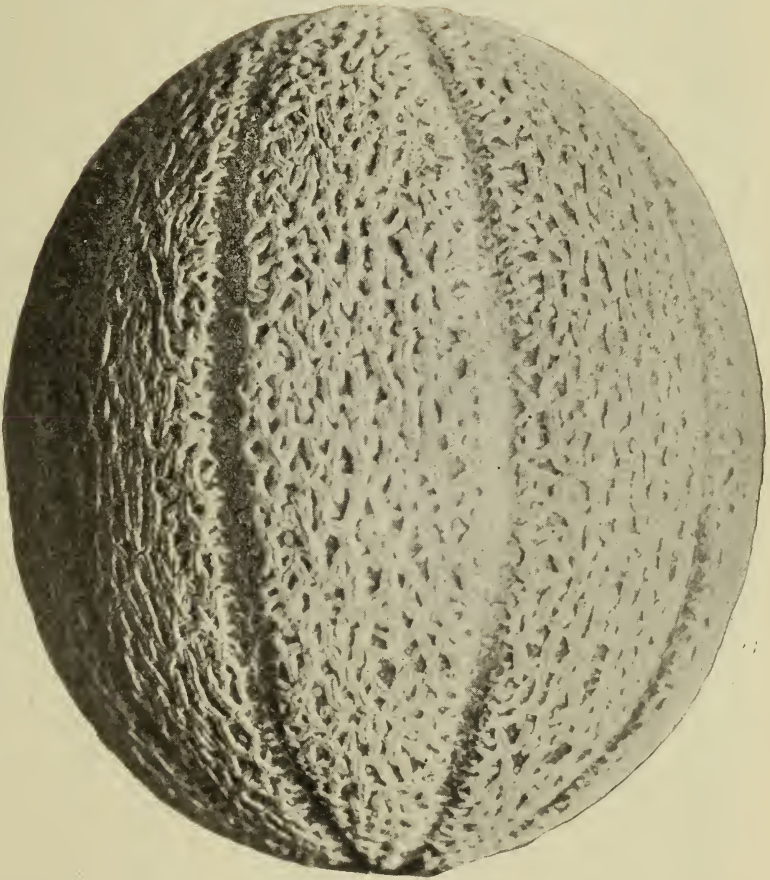
An entirely distinct variety. Shape long, slender, banana-like; skin cream color, no netting; flesh salmon color and well liked.

CHICAGO MARKET.

Large, green-fleshed nutmeg of good quality. Round and flattened. A favorite in Chicago.

HAGENSACK.

Large, round, flattened at the ends; deeply ribbed and netted; flesh green, thick and of good flavor. A good melon.




"Quality, First."

BURRELL'S THOROUGHbred.


From a Photograph

GROWN ^{FOR} SEED

 D.V. BURRILL


Rocky Ford, Colo.

25 1/2



BURRELL'S THOROUGHbred ROCKY FORD CANTALOUPEs.
For Seed. The light place through the field is a road. The melons are "Alike as Two Peas."

From a Photograph



See growth of vines. A good stand of healthful vines insures a good crop.

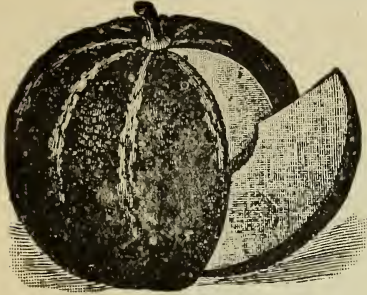
ROCKY FORD CANTALOUPE.

FIRST RIPENING.

From a Photograph.

EMERALD GEM.

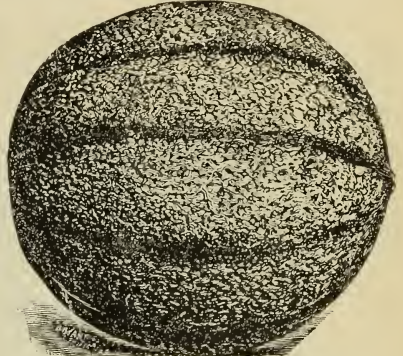
This extra fine variety is worthy of special mention and has but few equals for the home



Emerald Gem.

garden, but being without netting and often cracking open when ripe it is not a good market melon. Medium size; perfectly smooth; skin a deep emerald green with white ribs. See cut. Very attractive in appearance. Flesh salmon colored, very deep and quality almost equal to the Rocky Ford. Do not

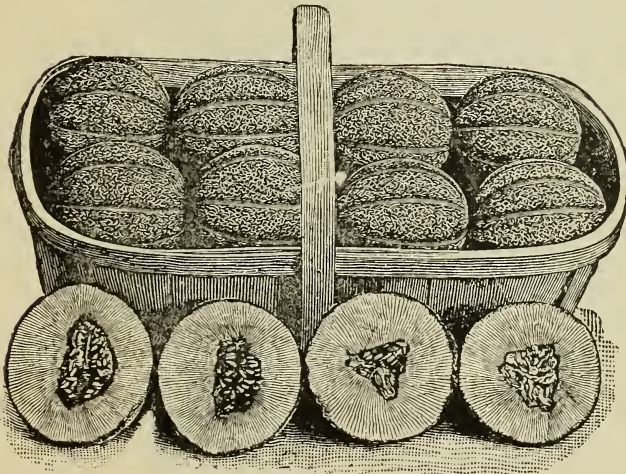
fail to grow a few. Pkt., 5c; oz., 10c; ¼ lb., 25c; lb., 80c.



Osage.

OSAGE.

This is a very popular melon owing to its fine spicy flavor and good shipping qualities. Skin dark green, slightly netted; flesh salmon colored; very productive, and a long keeper.



Paul Rose.

Remember that the strain of Rocky Ford Cantaloupe seed which I offer is my own, of careful selection and of a very different type than the half-netted melons that quickly become yellow. You can count on this seed.

PAUL ROSE.

This is as good as any melon and excepting the Rocky Ford has no equal as a shipper and it has few equals for the home garden. Fruit oval. See cut. Flesh a rich orange red. Mr. Paul Rose, who introduced this melon, has made himself famous in the produce world and the large acreage which he grows each year finds a ready market. Price: Pkt., 5c; oz., 10c; ¼ lb., 25c; lb., 90c.

EXTRA EARLY HACKENSACK.

An improvement on the old well-known Hackensack. Same quality ten days earlier. See cut.

EARLY GREEN NUTMEG.

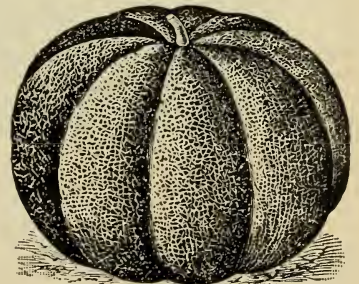
Small, finely netted, round, green fleshed, and a good melon.

IMPROVED YELLOW CANATLOUPE.

Round; flesh reddish orange; skin netted and yellow when ripe.

JENNY LIND.

Extra early, small; green fleshed, and of good quality; round and flattened at ends.



Early Hackensack.

Khiva or Winter Musk Melon

As the name indicates, this melon can be kept until late in the winter. It is the most delicately flavored winter-keeping melon. The flesh is white and very thick, 2 to 3 inches deep. The skin is firm, of a mottled, grayish green color. It is egg-shaped and weighs from 12 to 18 pounds. This melon is introduced by Mr. John F. Brown, of Utah. All who are fond of a delicious, sweet Musk Melon will be pleased to know that a melon which can be kept until winter can be grown. You can grow in your own garden such a melon by purchasing this. They should be gathered just as soon as there is danger of frost, and placed in a dry place. As the melons ripen, the skin shows a yellowish color and the ripest should be selected each time for eating. I can furnish but a small quantity of this seed. Pkt., 20c; oz., 50c.

(REMEMBER, that I make a specialty of Watermelon and Cantaloupe seed, and that my special selections cannot be excelled by any grower. When you see cantaloupe seed offered at ridiculously low prices, you may be sure it is a "gold brick" scheme. This seed is saved from half-matured, worthless melons. I am the only grower in the Rocky Ford District who makes a specialty of grading up the melons and selecting the finest only for seed. I invite the most critical gardeners to try my seed.)

WATERMELONS

Watermelons, like Cantaloupes, give good return for plenty of cultivation, and this is only second to good seed. They are cultivated in hills which should be 8 to 10 feet apart each way. The soil should be rich, sandy and well drained, as the Watermelon is a lover of drouth. Plant as soon as danger of frost is over 10 to 12 seeds to the hill and when the plants are well up thin to 2 to 3. Cultivate until the vines cover the ground. Some pinch off the ends of the vines to induce early fruiting. If growing for market leave a road every 12 rows for the wagon.

(Except where noted, all prices are as follows: Pkt., 5c; oz., 10c; ¼ lb., 20c; lb., 60c. If by mail, add 8c per lb. on all lots of ½ lb. or more.)

BURRELL'S IMPROVED KLECKLY SWEET

As originally introduced this melon was the finest eating melon grown, but was so tender that it would often crack when carried from the garden to the shade and as a result could not be shipped. This melon, as I now offer it, retains the original fine eating qualities, but adds the necessary shipping strength so that it is the leading melon wherever grown. I have never found the melon that can compete with it in the markets.

This year while melons were very high I refused 10c to 12c each on the car. I have cut over 30,000 fine melons for seed. The average weight 20 lbs. This weight of melon is best for market as the freight does not make it necessary to sell so high and the quality is always better in a melon of this size than in 40 to 50-lb. melons, which are always coarser. The shape is oblong, ends square, color a deep green; flesh a deep red, when fully ripe, and but few white seeds firmly set near the rind. The heart is large, stringless, very sweet.

I also won State Premium on this melon this fall. A well matured melon will keep in edible condition two or three weeks. The demand for this seed would consume it all at a much larger price than I ask, as also would the market price for the melons have brought a greater price, but I am in this business to give you good seeds and in offering them at this price I hope to merit further orders. Pkt., 5c; oz., 10c; ¼ lb., 30c; lb., \$1. Large orders the regular discount. See first page.

The following were grown by SPECIALISTS under CONTRACT, and while you are aware of the high price of melons the quality here is O. K., and I give you the benefit of my early contract in price of seed. All of my seed is saved from select specimens. Price of following melons: Pkt., 5c; oz., 10c; ¼ lb., 20c; lb., 60c.

BLACK SPANISH.

Round; dark-green; scarlet flesh; black seeds. Not a large melon, but of good flavor.

CUBAN QUEEN.

An old, well known variety that is a very good shipper and grows to an enormous size. It is a heavy yielder. The rind is marked, light and dark-green; flesh bright red, very solid, crisp and sugary; shape oblong.

COLE'S EARLY.

This is one of the earliest melons and a very hardy, sure cropper. Medium sized, slightly oblong shaped; rind green striped with lighter shades; flesh dark red.

DIXIE.

One of the best. A cross between the Kolb Gem and Mountain Sweet, possessing the best qualities of both; rind dark green striped with light green; shape much longer than Kolb Gem; very large and of good flavor.

EARLY FORDHOOK.

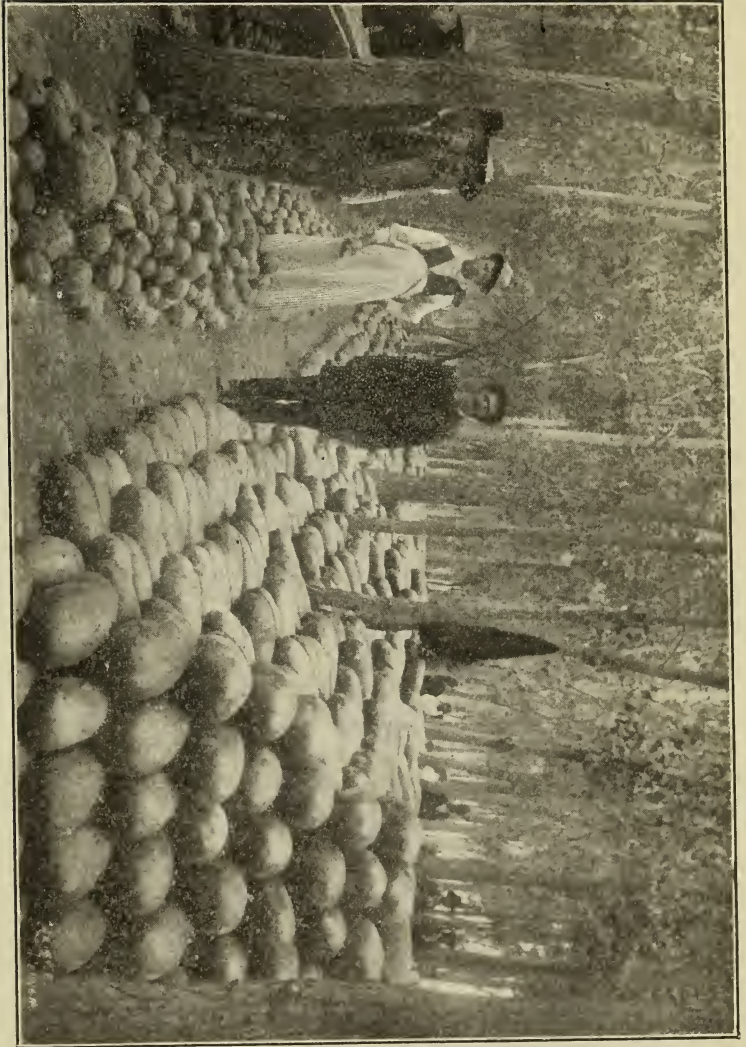
A very popular sort. Medium sized; flesh red and sweet; color a mottled gray.

GEORGIA RATTLESNAKE.

An excellent market variety; large, oblong; rind dark, mottled and striped; a well known shipping melon.

GRAY MONARCH.

One of the largest melons, often weighing 60 to 70 lbs. Rind mottled gray, shape long, flesh bright crimson, of a good flavor and good shipper.



PHOTOGRAPH OF MELON PILE.

from
remains
of
melon pile.



Photograph
of men
selecting
seeds

ICE CREAM.

An early variety of good flavor. One of the best to grow in the north, and being so good it is one that should be in every garden.

MOUNTAIN SWEET.

An old variety but still good; fruit long and dark green.

MOUNTAIN SPROUT.

Large, long, dark green marbled with lighter shades.

MAMMOTH IRON-CLAD.

Oblong, dark green; mottled with lighter shades; flesh bright red, firm, sugary, and very large, often weighing from 60 to 70 lbs.; a good shipper.

PHINNEY'S EARLY.

Another very early melon; hardy, a sure cropper, and extensively cultivated in the north.

McIVER'S WONDERFUL SUGAR.

This is a very hardy grower, usually about 2 feet long and 10 to 12 inches in diameter; color dark green striped with light green, of fine appearance and extra quality.

K OLB'S GEM.

More largely grown in the south than any other melon. An extra shipper; round, large, good quality; color dark green, mottled.

KENTUCKY WONDER.

A new red seeded variety; oblong; rind dark green with lighter stripes. Flesh a bright red, sugary and firm; it is never mealy.

HUNGARIAN HONEY.

A new variety brought from Hungary a few years ago. Round, uniform size; 10 to 15 lbs.; dark green; thin rind; flesh red and very sweet.

CITRONS

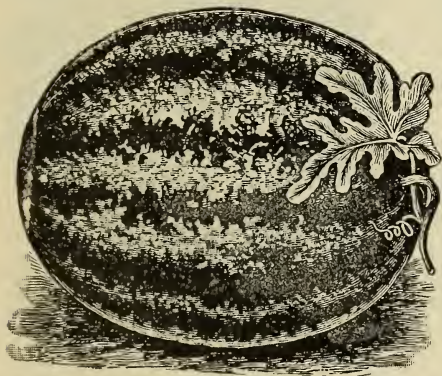
Citrons for preserves. Price: Pkt., 5c; oz., 10c; ¼ lb., 20c; lb., 60c.

GREEN SEEDED CITRON, COLORADO.

Fruit round, an improved variety.

RED SEEDED CITRON.

The old variety; good quality.



Kolbs Gem.

There is no place in the United States of the size of Rocky Ford that is so well and favorably known. Situated in the heart of what was once the Great American Desert, we have at the present time a fertile valley which possesses advantages far superior to the conditions existing in the states of the Mississippi Valley. Our season opens about the same time as that of the Middle states and we have a later fall as the first frost usually does not come until about the first of October. Situated a mile above the sea and within sight of the towering Pike's Peak to the northwest and also the bold Green Horn Range to the west and the sharp-pointed Spanish Peaks to the southwest, we have a climate which with the continual sunshine and a bountiful supply of water for irrigation which comes from the mountains and is continually washing down the sediment from the hills and depositing it on our land, gives us the assurance that we can plant, water and cultivate with a full share of success.

Our peculiar climate is particularly favorable to the growth of Watermelons, Cantaloupes, Tomatoes, Cucumbers and Sugar Beets and all know of the results here obtained.

Each year we hold a festival known as WATER MELON DAY, on which day we erect a huge pile of melons see photograph (PAGE 25), and all who visit are treated to a generous feast of melon. The variety of melon grown is the Klecky Sweet and the quality is all that can be desired. I this year selected the seed from all these melons appearing in the photograph, as it is the custom for those eating them to eat only the heart, which is large and seedless, and this leaves all of the seed in the shells, as in the photograph as shown where my men are selecting the seed.

All who visited the feast will remember the quality and appearance of the melons, and I desire to state further that practically all of these melons were grown from seed bought of me.

The first Thursday in September is always set apart as Watermelon Day and the people not only of this state but of the Eastern states look forward to the time with pleasure. On the morning of the feast the special trains begin to arrive at about 8 o'clock and by 11 o'clock there are usually eight to ten trains of from eight to sixteen coaches each, in the yards, and to say that they are loaded is putting it lightly, as they are literally packed. Three or four bands lead the throng of visitors to the fair grounds, where the huge pile of melons are, and at a stated time the battle royal is begun and "many a joyful jaw" is bathed with this juicy fruit "down on the Arkansasaw." The photographs here will give you a good idea as to the appearance "Before and after."

The Rocky Ford Cantaloupe is still better known than the watermelon as it is shipped to all parts of the United States. There are but few growers, however, who have taken the proper care to keep up the grade of their melons and as a result there are many who are growing melons that are "run out." There is no fruit that will as easily permit being graded up as the cantaloupe under careful and intelligent selection, and no fruit sooner runs down in quality if neglected. As sure as it is necessary for the breeder of thoroughbred stock to select only the best individuals and properly care for them, so it is necessary for the one who wishes to make a success of growing cantaloupes to select the proper seed. "Blood will tell," and it is a mistake to select the good specimens from a field where most of the melons are poor, as the melon selected may have been fertilized from a blossom on a vein that produced only culls. The only seed to plant is that from a field where all of the melons were even sized, well netted, of good flavor, and of the proper color. Some melons are yellow in a few hours after they are ripe and others will retain the grayish color for several days after ripening. It is this last kind that sell and the only kind to plant. Such are the melons I offer. Try them.

OKRA

This is an annual from the West Indies, cultivated for its green seed pods, which are used in soups or stewed and served like asparagus. It is highly esteemed in the south for making gumbo soup. The pods when young and tender should be sliced in sections, strung on a thread and hung up in the shade to cure like dried apples; they can be used for soup at any time. One ounce will plant 100 hills.

Culture.—Sow the seed thinly in dry, warm soil, in shallow drills two feet apart. After the plants are up, thin them out nine inches apart; hoe frequently, and draw a little earth to the stems as they continue to grow. Gather the pods when quite green and about an inch and a half long. If by mail, add 4c per $\frac{1}{2}$ lb., 8c per lb.

EXTRA EARLY DWARF.

(Green pods). Very early and productive. Pkt., 5c; oz., 10c; $\frac{1}{4}$ lb., 20c; lb., 60c.

EARLY DWARF, WHITE.

(White pods). Pods extra long, when fully matured measuring a foot in length and very thick and fleshy; early and prolific. Pkt., 5c; oz., 10c; $\frac{1}{4}$ lb., 20c; lb., 60c.

WHITE VELVET.

A great improvement over the older varieties; pods larger, white, very smooth, and a more abundant bearer; of superior quality. Pkt., 5c; oz., 10c; $\frac{1}{4}$ lb., 20c; lb., 75c.



Okra, or Gumbo.

ONION SETS

I call your especial attention to my Onion Sets. As this year they are one of the surest means for making a good return for the labor and expense in putting out a large crop of them.

All of the following varieties of sets are grown from the choicest seed and are second to none that can be bought. By setting these as early in the spring as the ground can be worked you at once not only have your onions thinned but with less labor than the thinning can be done and with a perfect stand. The plants get a good start before any weeds can start and best of all, the grower has large ripe onions for market long before the seed onions can be marketed and this year with prices so high and the onion crop so light, the gardeners who set liberally with Onion Sets is sure of handsome profits. Set 300 to 350 pounds to an acre.

Make rows fourteen to eighteen inches apart and set the sets four to five inches apart, always right side up and just deep enough to cover the bulb. Cultivate same as seed onions.

WHITE BOTTOM.

These sets are grown from White Portugal or Silver Skin onion seed and can be depended upon to be what is wanted to produce a fine white onion. Pound, 15c; 2 lbs., 25c; 10 lbs., \$1.10; 32 lbs., \$3.25—32 lbs. 1 bushel.



Onion Sets.

RED BOTTOM.

Produced from the best Red Weatherfield onion seed by sowing it very thickly. The onions mature when about $\frac{1}{2}$ inch through and when set out they mature a large onion very early. Pound, 15c; 2 lbs., 25c; 10 lbs., \$1; 32 lbs., \$3—32 lbs. 1 bushel.

YELLOW BOTTOM.


Same as the preceding except that these are grown from the Yellow Danver seed. Price same as the Red Bottom.

PARSLEY

Parsley succeeds best in rich, mellow soil. As the seed germinates very slowly, it should be sown early in the spring, previously soaking the seed for a few hours in tepid water. Sow thickly in rows a foot apart and $\frac{1}{2}$ inch deep. For winter use protect in a frame or light cellar, or a few plants may be placed in pots or boxes, and kept in the house.

(If by mail, for $\frac{1}{2}$ lb. or more add postage at 8c per lb.)

Prices as follows except where otherwise noted: Pkt., 5c; oz., 10c; $\frac{1}{4}$ lb., 25c; lb., 75c.



Champion Moss Curled.

CHAMPION MOSS CURLED.

Is a prize winning English variety, in appearance like a tuft of finely curled moss, and of a rich, deep green color. It is slow to run to seed, and very hardy; of easiest growth, a few seed sown in onion rows use no space, grows in window boxes. Extra fine or garnishing and culinary purposes.

FINE DOUBLE CURLED.

A standard variety; plants bear an abundance of finely curled leaves; very ornamental.

EMERALD DWARF, EXTRA CURLED.

Distinct in appearance from any of the other varieties, being of a lighter and more brilliant shade of green.

ONION SEED

One ounce for 100 feet of drill; 5 or 6 lbs. in drills for an acre. For sets, from 50 to 60 lbs. should be sown to the acre, according to the richness of the soil.


The Onion thrives best in a rather deep, rich, loamy soil, and, unlike most vegetables, succeeds well when cultivated on the same ground for successive years. The best culture requires that the ground should be deeply plowed and manured the previous autumn. As early in the spring as the ground is in working order, commence operations by leveling the ground with a harrow; sow thinly in drills about $\frac{1}{4}$ of an inch deep, and one foot apart; cover with fine soil and press down with a light roller, unless the soil would be inclined to bake, when a smoothly harrowed surface is the best. When the young plants are strong enough, thin gradually, so that they stand 3 or 4 inches apart. Keep the surface of the ground open and free from weeds by frequent hoeing, taking care not to stir the soil too deeply, or to collect it about the growing bulbs.

My stock of Onion Seed is raised with particular care, none but the very best and earliest Onions being selected for seed stock. Exercising such care, I claim for it a quality superior to most of that in the market.

(If by mail, in quantities of $\frac{1}{2}$ lb. and upward, postage must be added at the rate of 5c per lb.)

AUSTRALIAN BROWN.

(New.) Noted for its keeping qualities and peculiar color (brown); early, globe-shaped. Pkt., 5c; oz., 15c; $\frac{1}{4}$ lb., 60c; lb., \$1.75.



Large Red Wethersfield.

LARGE RED WETHERSFIELD.

Onion growers who prefer the red varieties will find my pedigreed strain far surpassing the ordinary Red Wethersfield in size, productiveness and keeping qualities. It is of the finest form, skin deep purplish red, flesh purplish white, much finer grained than many of the red sorts. Pkt., 5c; oz., 15c; $\frac{1}{4}$ lb., 50c; lb., \$1.50.

BERMUDA—RED.

Flat, pale red in color, very early and productive; grown largely in Bermuda and by Onion growers in the southern states. Pkt., 5c; oz., 20c; $\frac{1}{4}$ lb., 75c; lb., \$2.50.

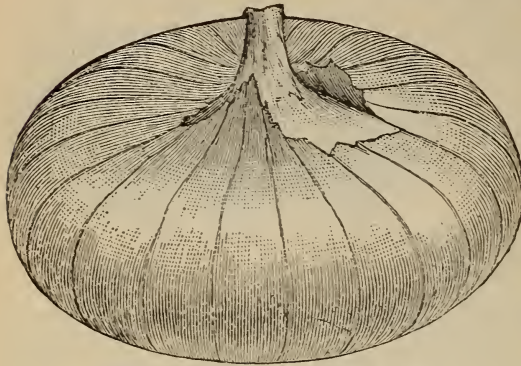
BERMUDA—WHITE.

White in color, but otherwise similar to Red Bermuda. Pkt., 5c; oz., 20c; ¼ lb., 75c; lb., \$2.50.

PRIZE TAKER.

This variety of recent introduction annually grows in favor. It excels all other Onions now existing in beauty, size and productiveness, and equals the best in quality, being as mild in flavor as the Imported Spanish Onions of our grocers. Can be grown successfully in any locality where other Onions are produced. The color is a bright straw, and it always grows to a uniform shape, which is nearly a perfect globe. Having a small neck, stiff necks are almost unknown. I call attention to this fact; my seed is the choicest American-grown, and not Imported Spanish King, as sold by some dealers at low prices under the name of Prize Taker. Pkt., 5c; oz., 20c; ¼ lb., 60c; lb., \$2.

WHITE PORTUGAL or SILVER SKIN.



White Portugal or Silver Skin.

pleasant flavor; hard and fine grained, and a good keeper. More extensively sown for sets than any other white variety, and is also largely grown for pickling. Pkt., 5c; oz., 30c; ¼ lb., \$1; lb., \$3.

A large, flat, white Onion of mild and

YELLOW GLOBE DANVERS.

Undoubtedly the best known and most popular of all Onions; is entirely free from stiff necks; globular in shape, has a small top. It is the most productive, producing as high as 1,000 bushels per acre. And will average on good soil with proper culture 700 to 800 bushels. Pkt., 5c; oz., 15c; ¼ lb., 50c; lb., \$1.50.



PARSNIPS

Sow as early in the spring as the weather will admit, in drills 15 inches apart, covering one-half-inch deep. When well up thin out to five or six inches apart in the rows. Unlike Carrots, they are improved by frost, and it is usual to take up in fall a certain quantity for winter use, leaving the rest in the ground till spring, to be dug as required.

(If by mail, for ½ lb. and upward, postage must be added at the rate of 8c per lb.)

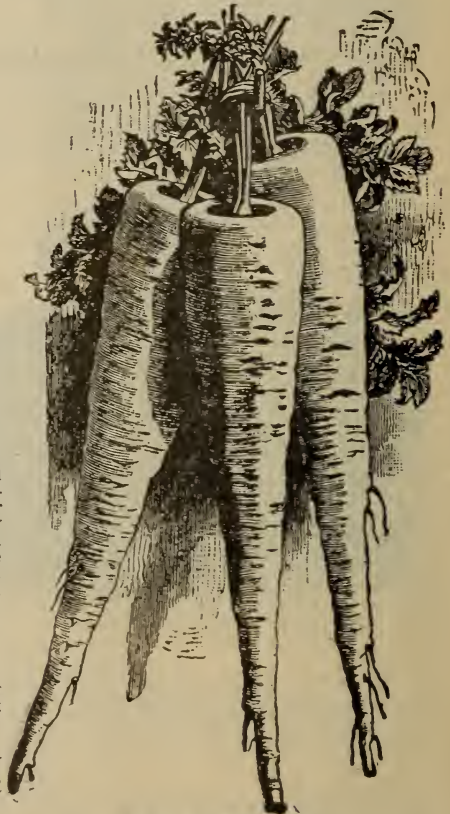
Prices on all varieties of Parsnips are as follows: Pkt., 5c; oz., 10c; ¼ lb., 20c; lb., 50c.

HOLLOW CROWN or LARGE SUGAR.

A vegetable of merit, easily raised, of exceeding productiveness; large, tender and sugary; the best for table use.

MAGNUM BONUM.

It is a very heavy cropper. The roots are very smooth, not so long as those of the standard sort, somewhat thicker in diameter and much more easily pulled. Flesh fine grained and of excellent quality. A fine variety for home or market garden.



Hollow Crown Parsnip.

PEAS

Peas come earliest to maturity in light rich soil. For general crop, a deep loam or a soil strongly inclined to clay is best. For early crops decomposed leaves or leaf mold should be used; or, if the soil is very poor, strong manure may be used. For the Dwarf growing kinds the soil can hardly be too rich. When grown as a market crop, peas are never staked; for private use, they are generally sown in rows, and the tall varieties staked up by brush. For an early crop, sow as soon as the ground can be worked, and make repeated sowings every two weeks for succession. After the first of June sowing should be discontinued until the middle of August, when a good crop may sometimes be secured by sowing an extra early sort for fall use. (If by mail, add 8c per lb. extra.)




TELEPHONE.

It is one of the finest, tall, wrinkled marrows yet introduced. Vines are very strong, averaging 18 to 20 pods per stalk; pods are very large, closely filled with immense peas of fine quality. Every home garden should contain some of these peas. Pkt., 5c; $\frac{1}{2}$ lb., 10c; lb., 15c; 10 lbs., \$1.25.

DWARF TELEPHONE or DAISY.

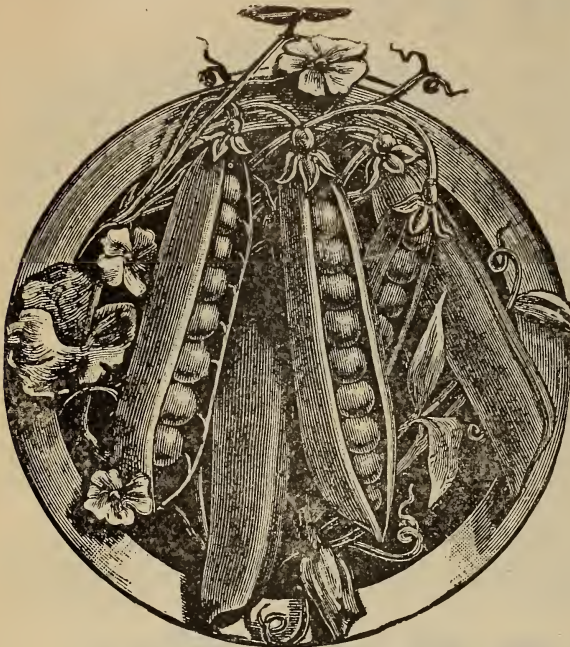
Excellent variety, a cross between Telephone and Stratagem. Pods 5 inches long and well filled with large, pale green peas of excellent flavor; pods often contain ten peas. This promises to be one of, if not the leading, market pea. Pkt., 5c; $\frac{1}{2}$ lb., 10c; lb., 15c; 10 lbs., \$1.25.



Dwarf Telephone Pea.

ALASKA.

A standard variety and the earliest of all blue peas; very popular with canners and especially so with market gardeners. It ripens very evenly, so that one picking will nearly clean off the crop. They mature so early that the ground can be easily cleared and replanted to some other crop. Pkt., 5c; $\frac{1}{2}$ lb., 10c; 2 lbs., 25c; 10 lbs., \$1.25.



Alaska Pea.

PRIDE OF THE MARKET.

A popular sort in the market. It grows from 18 inches to 2 feet in height and bears fine pods well filled with large and tender peas. Price: Pkt., 5c; ½ lb., 10c; lb., 15c; 10 lbs., \$1.25.

GRADUS or PROSPERITY

Without doubt the finest early pea yet introduced; it is in condition to pick a few days after the earliest sorts. The pods are very large and well filled with large, wrinkled, deep green peas of the finest quality. Do not fail to include some of them in your order. Pkt., 5c; ½ lb., 15c; lb., 25c; 2 lbs., 45c; 10 lbs., \$2.

BLACK-EYED MARROWFAT.

A vigorous grower; an excellent variety, for either garden or field culture; vines often reach the height of 4½ feet; hardy and productive; large well filled pods; matures eighty days after germination. Pkt., 5c; lb., 10c; 12 lbs., \$1.

WHITE-EYED MARROWFAT

Cultivated very extensively for the summer crop. Height 4 feet. Not recommended for garden purposes unless brush for poling is obtainable. Pkt., 5c; lb., 10c; 12 lbs., \$1.

FIRST AND BEST.

Very early and prolific; bears nice, straight pods containing from 6 to 8 peas; matures in about 45 days. Pkt., 5c; ½ lb., 10c; lb., 15c; 2 lbs., 25c; 10 lbs., \$1.00.

BLISS EVER-BEARING.

Long pods closely filled with large wrinkled peas of delicious flavor. Season medium late for a continuance of bearing. This variety is unexcelled. Pkt., 5c; ½ lb., 10c; lb., 15c; 10 lbs., \$1.00.

(Don't put a mortgage on your farm by planting poor seed.)

PUMPKIN

Culture.—The common practice is to drop 2 or 3 seeds in every third or fourth hill in the cornfield; but if cultivated on a large scale the seed may be sown in hills 8 feet apart each way, 2 plants to each hill, and otherwise treated in the same manner as recommended for melons or cucumbers.

VALUE FOR FEED.

I have found pumpkins to be one of the best feeds for hogs; during the fall and early winter months these will largely take the place of corn and they give the hogs a very good appetite and I have found that they make a very rapid gain, if fed about two-thirds pumpkins and one-third corn. The farmer who does not grow a liberal supply either among the corn or as a separate crop is losing one of the best opportunities on the farm.

(If by mail, in quantities of ½ lb. or more, add 5c per lb. for postage.)

CONNECTICUT FIELD.

This is the most extensively used variety. Grown almost exclusively for a field crop; is generally planted with corn. This is the old-fashioned Yankee pumpkin. Oz., 5c; ¼ lb., 15c; lb., 30c; 4 lbs., \$1.

JAPANESE PIE.

Flesh very thick, fine grained and sweet, and makes the finest pies of any known variety. The seed cavity is very small in one end of the pumpkin. They ripen early, keep well and produce largely. The seeds are peculiarly marked and sculptured in Japanese characters. Pkt., 5c; oz., 10c; ¼ lb., 25c; lb., 80c.

KING OF MAMMOTH.

This is truly a giant among pumpkins; specimens have been grown to weigh 250 lbs. In shape it is round and slightly ribbed; flesh is fine grained and of excellent quality and of a bright golden yellow. Notwithstanding its enormous size, it is one of the very best pie pumpkins ever grown, and a splendid keeper. Is grown largely for stock. Pkt., 5c; oz., 15c; $\frac{1}{4}$ lb., 40c; lb., \$1.25.

LARGE CHEESE or KENTUCKY FIELD.

Flat and round like a cheese; color of skin deep orange; flesh somewhat lighter; one of the best for table use. Oz., 5c; $\frac{1}{4}$ lb., 20c; lb., 60c.

SWEET or SUGAR.

This is a small, round and very prolific variety; skin and flesh deep orange yellow; very fine grained, sweet and fine for pies. The pie Pumpkin of New England. Oz., 5c; $\frac{1}{4}$ lb., 20c; lb., 60c.

TENNESSEE SWEET POTATO.

One of the very best for cooking purposes. Nearly pear shaped, with neck slightly crooked; skin and flesh a creamy white, slightly striped with green, fine grained and of excellent flavor, hardy and very productive. Oz., 5c; $\frac{1}{4}$ lb., 20c; lb., 60c.

(See the regular discount on the first page for prices on large orders.)

PEPPERS

Grown largely for pickles. Sow in hotbeds early in April, and transplant to the open ground when the weather is favorable. They should be planted in warm, mellow soil, in rows 18 inches apart. They may also be sown in the open ground when danger of frost is past. One ounce of seed will produce 2,000 plants. (If by mail, in $\frac{1}{2}$ lb. quantities and upwards, postage must be added at the rate of 8c per lb.)

LONG RED CAYENNE.

A small, long, bright red sort, very productive; extremely strong and pungent. Pkt., 5c; oz., 20c; $\frac{1}{4}$ lb., 60c; lb., \$2.00.

LARGE BELL or BULL NOSE.

A favorite and well known pickling sort; is early, large, mild and thick skinned. Pkt., 5c; oz., 20c; $\frac{1}{4}$ lb., 60c; lb., \$2.00.

RUBY KING.

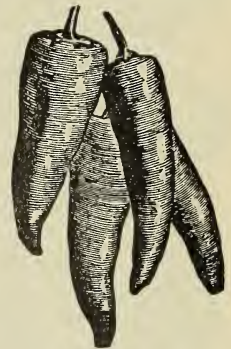
The best and most profitable mild red Pepper for market or family use; so sweet and mild they can be eaten raw, like an apple; largest size. Pkt., 5c; oz., 30c; $\frac{1}{4}$ lb., 75c; lb., \$2.50.

MAMMOTH GOLDEN QUEEN.

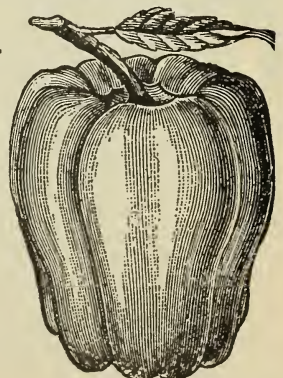
One of the largest, handsomest and most productive of all varieties; color bright golden yellow; large as Ruby King; flavor mild and pleasant. Pkt., 5c; oz., 30c; $\frac{1}{4}$ lb., 80c; lb., \$3.



Ruby King Pepper.



Cayenne Pepper.



Sweet Spanish.

SWEET SPANISH.

Grows to very large size; sweet flavor; fine for salad. Pkt., 5c; oz., 30c; $\frac{1}{4}$ lb., 75c; lb., \$2.50.

RADISHES

Culture.—The soil for Radishes should be very rich, well broken by digging, as their tender and mild qualities depend much upon their rapid growth. For very early use, sow in gentle hotbeds in February, and in the open air as soon as the ground can be worked, at intervals of 10 or 12 days for succession as long as they may be wanted. The winter varieties should be sown in August, lifted before severe frost and stored in the cellar.

If by mail, in quantities of $\frac{1}{2}$ lb. and upward, postage must be added at the rate of 8c per pound.

LONG CHARTIER.

A very handsome and attractive variety, tender and crisp, and does not become pithy or hollow for a long time after attaining its full growth. Its shape is long, being of a deep crimson at the top and shading off to white at the bottom. Pkt., 5c; oz., 10c; $\frac{1}{4}$ lb., 25c; lb., 75c.



White Vienna.

TURNIP, EARLY SCARLET.

A well known turnip-shaped variety; small, round, and having a small top. Pkt., 5c; oz., 10c; $\frac{1}{4}$ lb., 20c; lb., 70c.

OLIVE-SHAPED, FRENCH BREAKFAST

Pink color, olive shape, white tipped, and the favorite variety in the market of Paris; popular everywhere. Pkt., 5c; oz., 10c; $\frac{1}{4}$ lb., 20c; lb., 70c.

LONG SCARLET SHORT TOP.

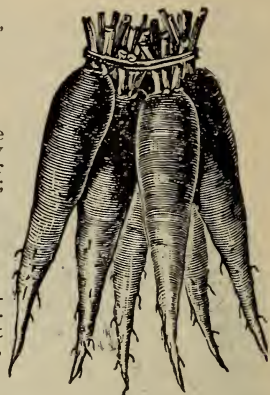
A well known and very popular variety of excellent quality; standard sort for market and home garden. Pkt., 5c; oz., 10c; $\frac{1}{4}$ lb., 15c; lb., 55c.

WHITE VIENNA.

I do not hesitate to recommend this as the best radish to grow. It is a medium early variety; white, small topped, and retains its crispness and fine flavor as long as any grown. All who have grown this radish are well aware of its fine qualities and will not hesitate to order more on its merits. To those who have never tried it I am sure when once tried you will be more than pleased with the results if you order this. **Price same as Chartier.**

CALIFORNIA MAMMOTH WHITE WINTER.

This is the largest of all Radishes, and is sometimes called the Mammoth White Russian. Roots grow 10 to 12 inches long, and are solid, tender and crisp; keeps well through the winter. Pkt., 5c; oz., 10c; $\frac{1}{4}$ lb., 25c; lb., 80c.



Chartiers.

RHUBARB

Rhubarb succeeds best in a deep, somewhat retentive soil. It may be propagated by seeds, but is usually grown from roots. Whether grown from seed or roots, a deep, rich soil, stirred to a depth of two feet, is required to insure the best development of the leaf-stalks. Sow the seed in April in drills, and when the plants are of fair size, thin to nine



Mammoth Sandwich Island.

inches apart in the drill. In the fall following, or the next spring, the plants will be large enough to transplant into rows four feet apart, setting them the same distance apart in the rows. When grown from roots, they are usually set in the spring, and sometimes in the fall; either spring or fall will do, but the spring is considered best. Mulch well and keep free of weeds.

LINNAEUS.

An early and very fine variety; leaves and stalks very large, juicy and tender; grows quickly, producing fine succulent stalks. Pkt., 5c; oz., 15c; ¼ lb., 40c; lb., \$1.25.

VICTORIA.

Later than the Linnaeus, but equally as large and a good sort. Price: Pkt., 5c; oz., 15c; ¼ lb., 40c; lb., \$1.25.

Salsify or Oyster Plant

This plant is not generally grown, yet should be in every garden, as it is easily grown and produces a heavy crop. It is an excellent substitute for oysters when sliced and boiled until tender and seasoned same as oysters. The markets are beginning to call for it and the prices are always good.

HOW TO PLANT.

As early in the spring as the ground will do to work the plowing should be done as deep as possible so as to allow the roots to grow long. Pulverize the soil well so as to prepare a fine seed bed and sow in rows 18 inches apart and one inch deep. One ounce to 50 feet of drill or seven pounds to the acre.

When well up thin to two inches apart but not farther as the roots grow straighter if close together, but sprangle if farther apart.

It is ready for use in October and part should be dug for winter use and stored same as carrots. The balance can be left in the ground until spring but must be dug early before it starts to grow.

MAMMOTH SANDWICH ISLAND.

This is as large as any and the most profitable salsify to grow. It is white, of very agreeable flavor and a valuable crop for the market gardener. Price: Pkt., 5c; oz., 15c; ¼ lb., 35c; lb., \$1.25.

SPINACH

(One ounce of seed for 100 feet of drill; 10 to 12 pounds to the acre.)

This is a very important crop in our market gardens, and is one of the most easily managed of all vegetables, requiring but little cultivation, and may be had fit for use the entire season. The main crop is sown in September. It is sometimes covered up in exposed places with straw or salt hay to prevent being cut with frost. For summer use it may be sown at intervals of two or three weeks, from April to August. Spinach is best developed and most tender and succulent when grown in rich soil.

SWISS CHARD.

Large ribbed, curled. The mid-rib only of this is used. It is boiled same as asparagus. Pkt., 5c; oz., 10c; ¼ lb., 20c; lb., 65c.

BLOOMSDALE SAVOY-LEAFED.

A heavy cropper, of fine quality, very hardy; succulent leaves, curled and crinkled like a Savoy cabbage; hardest and most productive sort. Pkt., 5c; oz., 10c; ¼ lb., 15c; lb., 45c.

LONG STANDING THICK-LEAFED.

Stands the longest before running to seed; dark green. Oz., 5c; ¼ lb., 15c; lb., 35c.

PRICKLEY or WINTER.

Very vigorous and hardy. Oz., 5c; ¼ lb., 15c; lb., 35c.



Swiss Chard Beet, or Summer Spinach.

SQUASHES

(One ounce of the early varieties will plant 50 hills. One ounce of late varieties 25 hills.)


Culture.—The plants are very tender and sensitive to cold, and planting must be delayed until settled warm weather. The early bush and early summer crooked neck may be forced for early market by planting about two weeks before the last frost is expected in rich soil and covering each hill with a box one foot square, made of six-inch boards and covered with heavy muslin. Uncover the plants at all times except when there is danger of frost. As soon as danger of frost is over, the boxes should be entirely removed and stacked in a dry place. This same method will be found valuable in raising melons and cucumbers. The general principles of culture are the same as those given for melons and cucumbers, but the plants are less particular as to soil. The summer variety should be planted four feet apart each way, and the winter sorts eight feet. Three plants are sufficient for a hill.

Care should be taken not to break the stems from the Squashes intended for winter use, as the slightest injury will increase the liability to decay. (If by mail, add 4c per half pound, 8c per pound, for postage.)

Prices on all varieties of Squashes are as follows, except where otherwise noted: Pkt., 5c; oz., 10c; ¼ lb., 20c; lb., 60c.

EARLY WHITE BUSH SCALLOPED.

A standard summer variety; good either for home or market garden. This is the well known White Patty-pan Squash. The earliest to mature; very productive; light cream-colored.



Hubbard Squash.

sweet potato. It has a dry hard shell, and with some care will keep until late in the spring.

IMPROVED MARBLEHEAD.

Resembles Hubbard. An excellent keeper; has a gray, hard shell; flesh bright orange color; requires the whole season to mature.

SIBLEY or PIKE'S PEAK.

One of the best shippers; flesh is solid and thick, a bright orange color and of choice quality. Flavor rich and sweet, and ripens very evenly.

MAMMOTH CHILI.

Rich orange yellow; always grows to an enormous size, often weighing 200 pounds or more; very profitable for stock feeding. Pkt., 5c; oz., 10c; ¼ lb., 30c; lb., \$1.00.

TOMATOES

(One ounce will produce 1,500 plants; 1,800 to the acre.)

CULTURE.—Tomato seed should be sown in a hotbed about February 20th, and continuous sowings made until April 1, according as the plants are wanted for use. When the plants are about two inches high, transplant to 4 inches apart; and after three or four weeks, transplant from the hotbed into a cold-frame, setting the plants 8 inches apart each way. (To make a cold-frame use 1x12 boards. If you have but few plants make the cold-frame large enough to hold them. If you are growing many plants make the frame 6x16 feet, nailing 1x4 across the top each 4 feet. Cover with heavy muslin by fastening it down with lath along the back side of the frame, then stretch the

GOLDEN SUMMER CROOK-NECKED.


A small crook-necked summer Squash; skin bright yellow; covered with warty excrescences. Very early, productive, and of excellent flavor. I recommend this for the market garden.

FORDHOOK.

Skin bright yellow; flesh straw color; is very dry and sweet; is one of the best keeping and handsomest winter varieties. Least bothered by bugs.

HUBBARD.

This is the standard variety and has no superior, if you are planting but one variety for winter use I would recommend that this be the Hubbard. See cut for appearance. It is the best table squash known, good specimens being about equal to the



Sibley Squash.

muslin over the frame and fasten the ends by means of loops which can be caught over the nails driven in the end of the frame. Fasten a 1x4 board to the muslin along the entire length of the front side of the frame; this can be fastened down by loops also, and can be used to roll up the muslin when you wish to uncover the frame.) Leave open as much as possible to make the plants strong and stalky. In case there is danger of frost I have found it advantageous to sprinkle water over the canvass. This will freeze and make the canvass air-tight. I suggest using a canvass, as it answers the purpose of keeping out the cold and produces much sturdier plants than if covered with glass.

To set out the plants remove carefully from the cold-frame, first clipping off all except the main leaves. Set the plant very deep to avoid being broken by the wind and give less exposure to the sun. Under irrigation we lay off the land in furrows 5 feet apart, and after running the water through so as to moisten the soil, then set the plants by means of a dibber (a trowel answers the purpose very well) along the side of the furrow; let the water follow slowly behind and allow it to run during the heat of the day. The next morning go over the ground you have set and reset where any are missing. Cultivate freely, but do not water too often. Like all other garden crops, the Tomato

will repay you for extra labor. With rich soil I have met with excellent success by planting 10 to 15 seeds to the hill where wanted early in the season; thin to one plant when 3 or 4 inches high. The seed should be sown about 10 days before the last frost is expected to insure being early.

MATCHLESS.


This new late variety is one of the best, handsomest, and heaviest yielders grown. The Tomatoes are large, bright red, and ripen very evenly, yielding but few seeds. They are an excellent shipping variety and also good for canning. If you are growing for market plant the Acme for the early Tomato and this for the late. By growing the plants as above directed you can get ripe Tomatoes as early as if you planted the inferior early varieties. Pkt., 5c; oz., 20c; ¼ lb., 75c; lb., \$2.50.

ACME.

A Tomato of superior merit; well known and generally cultivated; early, slightly oval, smooth, and ripens evenly; color purplish red, and flesh deep scarlet and unusually solid. Pkt., 5c; oz., 20c; ¼ lb., 75c; lb., \$2.50.

BEAUTY (Livingston's).

Much similar to the Acme; grows in clusters of four or five large fruits, retaining its large size very late in the



Matchless Tomato.

season. Pkt., 5c; oz., 20c; ¼ lb., 75c; lb., \$2.50.

NEW STONE.

This is a well known variety, which ripens for main crop; very large, and of bright scarlet



color; very smooth with occasionally a specimen slightly octagonal shape; ripening evenly to the stem, and as the name indicates it is very solid and an excellent shipper. Pkt., 5c; oz., 20c; ¼ lb., 75c; lb., \$2.50.

WHITE'S EXCELSIOR.

Originated by F. S. White, a Tomato specialist, formerly of Des Moines, Ia., who describes it as follows: "The vines are the largest, strongest growers of any of the purple Tomato. Foliage beautiful dark green. The fruit sets in clusters and grows to great size; are of purple or rich dark red color. The vines bear immense crops of this fine fruit, which hold their size until the last

of the season. The fruit is free from cracks or rot, and ripens up well around the stem. They are nearly solid, the seed cavities are small and contain but few seed; the skin tough, and for shipping have no equal, as they will stand up from two to three days longer than any other purple Tomato, a fact which should commend them to all who grow Tomatoes for shipping long distances. In fact, the gardener growing for home market, the grower who is growing for canning, or the grower who is shipping, will find Excelsior the Tomato to fill any demand for which Tomatoes are needed. Wherever introduced they have become the standard. Excelsior is now being grown by many of the leading Tomato shippers of the South." Pkt., 10c; oz., 40c.

YELLOW PLUM.

Fruit plum-shaped, deep yellow color; flesh yellow and good; esteemed for preserves. Pkt., 5c; oz., 25c; ¼ lb., 75c; lb., \$2.50.

STRAWBERRY.

(Winter Cherry, or Husk.) Grows enclosed in a husk; excellent for preserves; will keep within the husks all winter; very sweet flavored; small, yellow fruit. Pkt., 5c; oz., 25c; ¼ lb., 75c; lb., \$2.50.

NOTICE.—In the above lists I have included the best and proven varieties; you can count on any of these.

TURNIPS

(An ounce of seed will sow 150 feet of drill; two pounds will sow an acre.)

CULTURE.—For early use, sow as soon as the ground can be worked in the spring, in drills 15 inches apart, and thin to 8 inches apart as soon as plants are large enough to handle. For a succession, sow at intervals of two weeks until the last week of July, from which time until the end of August sowings may be made for main and late crops. The sowing should be made just before rain if possible, unless under irrigation, a rapid growth being important. (If by mail, add postage at the rate of 8c per pound on lots of half pound or more.)



White's Excelsior Tomato.

PURPLE-TOP STRAP-LEAVED.

The most widely cultivated and best known variety. Used largely for sowing broadcast among corn and potatoes. It is round and flat, white on the bottom and a reddish purple above the ground, and a very quick grower. It is a fine variety, either for the table or for stock feeding. Pkt., 5c; oz., 10c; ¼ lb., 20c; lb., 50c.

EXTRA EARLY PURPLE-TOP MILAN.

This is the earliest turnip in cultivation and a splendid variety; bulb white and flat, of medium size, with a bright purple top; one of the sweetest and finest flavored of summer sorts. Pkt., 5c; oz., 10c; ¼ lb., 20c; lb., 70c.

EARLY WHITE MILAN.

One of the earliest turnips, possessing all of the good qualities of the Early Purple Top Milan. It is very smooth and entirely white. Its excellent qualities and fine appearance make it a valuable crop to grow, and as it is ready for market a week earlier than any other white variety; will produce a heavy crop. It will be one of the best for market. Pkt., 5c; oz., 10c; ¼ lb., 25c; lb., 85c.

Ruta-baga or Swedish Turnip

(One ounce will sow 150 feet of drill; 2 pounds will sow an acre.)

CULTURE.—Should be sown from the 20th of June to the middle of July, in drills two feet apart, and thinned out at the first working to 10 inches between plants. Flesh close-grained, hard; will endure considerable cold. The roots are best preserved in a pit or cellar during the winter, and are excellent for the table early in the spring.

(If by mail, in quantities of half pound or more, add 8 cents per pound for postage.)

Price on all varieties of Rutabaga are as follows: Pkt., 5c; oz., 10c; ¼ lb., 20c; lb., 50c.

IMPROVED AMERICAN PURPLE-TOP.

This strain is of American origin, bred to a smaller top and short neck. Bulbs are of great size, yellow-fleshed and purple crown, and one of the most desirable varieties now cultivated.

SKRIVING'S PURPLE-TOP.

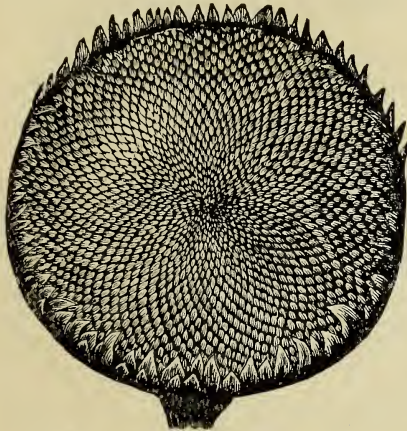
A well known, yellow-fleshed variety; large size, fine quality; for cooking or for stock.

WHITE SWEET GERMAN.

Universally admitted to be the sweetest, mildest flavored and finest grained turnip for table use. Solid as a stone, and will remain in this condition until spring if properly cared for; has no equal as a winter turnip.

Mammoth Russian Sunflower

Single heads measure 12 to 20 inches in diameter, and contain an immense quantity of seed, which is highly valued by all farmers and poultry breeders who have tried it, as an excellent and cheap food for fowels. They eat it greedily and fatten on it, and obtain a bright, lustrous plumage and strong, healthy condition; better than almost any other food. Pkt., 5c; ¼ lb., 10c; lb., 20c.



Mammoth Russian Sunflower.

KENTUCKY BLUE GRASS.

Also known as Green Grass, June Grass, etc., and thrives on a variety of soils, but does best in dry and somewhat shady locations. It requires several years to become well established in the ground as a pasture grass. Very valuable for the Southern states, as it will stand the hottest summer. Two bushels to the acre. It is also a most valuable grass for the lawn, for which purpose from four to six bushels of clean seed to the acre should be sown (14 pounds to the bushel). Fancy cleaned seed, lb., 15c.

(Breed up your cantaloupes by mixing the seed with some of my thoroughbred seed and you will be well pleased with the results, providing the strain you have is good. I sell large quantities to the best growers for this purpose. You can't inbreed your melons year after year and succeed any more than the stock grower could succeed by the same practice. If you are going to plant 10 pounds of Rocky Ford Cantaloupe seed and have the stock seed, be sure and plant some of my seed with a part of it, and also some of my seed alone, and compare the results.)

I STAKE MY SUCCESS ON THE QUALITY OF MY SEED. Try it.

Let us call your attention to the following desirable Vegetables. They are worthy:

BEANS—Wardwell's Kidney Wax.

Pods are light yellow; nearly transparent; perfectly stringless.

BEANS—Bush Lima.

Commonly called the butter bean; need no poling.

BEETS—Crosby's Egyptian.

This is our winner of the blue ribbon at the fairs. It is turnip shape; dark red color.

CABBAGE—Early Winningstadt.

One of the best for general use, being very hardy; head cone-shaped, and a good keeper.

CANTALOUPE—Burrell's Improved Rocky Ford.

Netting as in photograph; color gray, changing to light orange between the netting; retains its color and remains solid longer than other strains of Rocky Ford Cantaloupe. Weight 1¼ to 1½ pounds each, running 45 to the standard crate.

CARROTS—Oxheart.

The color is a rich orange; quality good.

CELERY—White Plume.

Is the earliest Celery known; self-blanching.

CELERY—Pink Plume.

It is a long keeper; has a pink tint; very attractive.

CUCUMBER—Burrell's Klondyke.

Is the best for the market, slicing and pickling.

LETTUCE—Hanson Improved.

Has very large heads; excellent quality.

LETTUCE—Prize Head.

The leaves are green and red; slow to seed.

MUSKMELON—Emerald Gem.

Flesh salmon colored; very fine for the home garden.

ONION—Australian Brown.

It is a new variety and a fine keeper.

ONION—Yellow Globe Danvers.

A very popular variety; very productive.

ONION SETS.

Get choice bottom sets for your early Onions; Yellow Globe, Red Globe, White Portugal.

PEAS—Dwarf Telephone.

This is an excellent variety; large wrinkled peas.

PEAS—Gradus or Prosperity.

This is the finest of the early varieties—Wrinkled Peas.

PARSNIP—Hollow Crown.

The best for family use; long, smooth and sugary.

PARSLEY—Moss Curled.

Is of a rich, deep green color.

PUMPKIN—Large Cheese.

Flat and round like a cheese. Flesh light orange.

PUMPKIN—Sweet or Sugar.

I recommend this variety for pies.

RADISHES—Chartier.

Is a very attractive variety; deep crimson at the top, shading off to white; remains tender for a long time.

SUGAR BEET—Klein Wanzleben.

Good yielder, rich in sugar.

SQUASH—Summer Crookneck.

For your early Squash, try the Yellow Summer Crookneck.

SQUASH—Hubbard.

This is so well known that it needs no description.

SWEET CORN—Country Gentleman and Zigzag Evergreen

Recommended for localities where the worms work on the corn, as they have no rows; sweetest corn.

TOMATO—Matchless.

A late variety and fine for canning.

TOMATO—Beauty.

Second early and a good yielder; color reddish purple.

WATERMELON—Burrell's Improved Kleckley's Sweet.

Nothing better could be desired. See description.

My Special \$1.00 Collection

25 PKTS. \$1.00. POSTPAID

BEANS—Wardwell's Kidney Wax.
BUSH LIMA—Henderson's or Burpee's.
BEETS—Crosby's Egyptian.
CABBAGE—Flat Dutch or Winningstadt.
CANTALOUPE—Burrell's Improved Rocky Ford.
CARROTS—Oxheart.
CELERY—White Plume or Giant Pascal.
CUCUMBER—Burrell's Klondyke.
LETTUCE—Prize Head or Black-Seeded Simpson.
MUSKMELON—Emerald Gem.
ONION SEED—Australian Brown or Yellow Globe Danvers.
PEAS—Prosperity or Dwarf Telephone.

PARSLEY—Moss Curled.
PUMPKINS—Large Cheese or Small Sugar.
RADISHES—Chartier and White Vienna.
SALSIFY—Mammoth Sandwich Island.
PARSNIP—Hollow Crown.
SWEET CORN—Country Gentleman or Early Mammoth.
SUGAR BEET—Klein Wanzleben.
SQUASH—Hubbard or Yellow Summer Crookneck.
SWEET PEAS—Eckford's Mixed.
TOMATO—Matchless or Beauty.
TURNIP—White Milan or Purple Top Milan.
WATERMELON—Burrell's Improved Kleckley Sweet.

Sweet Peas

THE BEAUTIFUL AND POPULAR FLOWER OF THE DAY.

While the growing and marketing of flower seed is out of my line of business, yet I cannot resist the temptation to offer you the following valuable mixture of Sweet Peas. I have been growing them in my garden and have been well pleased and deeply interested with the many delicate shades that are born in great abundance. There is no flower more easily grown, and none that will produce more delicate shades. I hope that each of my customers will include an order for some of these.

CULTURE—As early as the ground can be worked in the spring, plant same as garden peas, covering not more than two inches deep; do not leave the plants closer than three inches apart; see that some suitable support is provided for them to run upon. Flowers must be picked before pods form, otherwise the vines will not long continue to bloom.

SPECIAL SELECTIONS—MIXED.

This mixture contains over thirty of the finest varieties grown, separately. No matter what your choice is in sweet peas, you will here find the shade that will suit you.

(In quantities of half pound or more, add 8c per pound for postage.)

Oz., 5c; ¼ lb., 15c; ½ lb., 25c; 1 lb., 45c; 10 lbs. at 35c per lb.

Alfalfa, or Lucerne, is a deep-rooting, clover-like shoots. See cut. The bloom is a

ALFALFA



if sown early and a good stand is obtained, extra good fortune to get three cuttings; third year and thereafter, three and four crops, with a good aftergrowth remaining, making excellent winter pasture. Cut when in full bloom, not later, unless you want stalks instead of hay. In making hay, cut one day, lay in the swath and cure all next day, raking up early on the morning of the third; if the sun should not shine clear, a longer time may be required. Never shake it out or turn it in the swath in this country, as it will cure perfectly without it, and the more it is turned and disturbed the more it will lose of its leaves and fine stems. Cock it up immediately after raking it, while yet damp with the dew, if possible and let it cure in the cock from one to three days before stacking. Its value as food for stock of all kinds is yearly becoming more evident. It is far superior to ordinary clover or meadow hay.

The opinion of all competent authorities seems to be that as a forage plant of food value Alfalfa is superior to any plant now known in the amount of nutritious grass or hay it will produce per acre. It has been found that when grazed by cattle, horses or sheep, Alfalfa (as, indeed, does every species of clover) sometimes causes bloat or colic. They are liable to this when the plant is making a rapid growth in the spring, and the animals are allowed to use injudicious quantities, either in the field or when freshly cut. When it is grazed closely this does not occur. This should teach caution in its use as a green food.

Price per pound, 12½¢. Fancy seed. Write for prices on large quantities.

Amounts of seeds sown to the acre.	Lbs. per bu.	Wt. per bushel and No. lbs. per acre.
Alfalfa Clover.....	.60	20 to 25
Red Clover.....	.60	12 to 15
White Clover.....	.60	6 to 8
Alsike Clover.....	.60	6 to 8
Timothy.....	.45	15 to 20
Blue Grass.....	.14	30 to 40
Red Top.....	.14	30 to 40
Mixed Lawn Grass.....	.14	30 to 40
English Rye Grass.....	.20	20 to 30
Oats.....	.32	48 to 80
Corn.....	.56	8 to 10
Barley.....	.48	96
Evergreen Millet.....	.28	50
Orchard Grass.....	.14	20 to 30
Hungarian.....	.48	25 to 30
Common Millet.....	.50	25 to 30
German Millet.....	.50	25 to 30
Hemp.....	.44	33 to 55
Flax.....	.56	21 to 28
Buckwheat.....	.52	26 to 52
Rye.....	.56	75 to 90
Wheat.....	.60	60 to 90
Sugar Cane.....	.50	6 to 8
Peas, Field.....	.60	90 to 120
Top Onion Sets.....	.28	250 to 300

perennial plant, sending up numerous small and violet purple, and the many seeded pod is spirally coiled. These blossoms are rich in honey food. It does not thrive well in a compact clay soil, or in any shallow soil having a clay bottom, but requires a sandy loam, the richer the better, such as abounds in all the valley lands of Colorado. There is hardly a state or territory in the Union where it will not thrive. It is said that a soil which seems to be destitute of vegetable matter will, when sown with Alfalfa, in a few years be converted into a rich, black loam, full of vegetable mold. This is of interest in our country, where the land is rich in mineral plant food, but lacking in vegetable matter. Alfalfa should be sown as soon as the ground is in good working order. We favor thick sowing, as a thin growth tends to coarse stalks, and it should never be sown with any other crop, though some have tried it and succeeded. Twenty to twenty-five pounds to the acre seems to be the accepted standard for seeding. The best method of sowing is to drill the seed with a common grain drill. Alfalfa is extensively grown in Europe, particularly in Germany and France, where it is considered a valuable crop for rotation. It is classed by the French as one of the best plants for reclaiming worn-out soil; for in Southern France wheat has been successfully raised after six or seven years of Alfalfa on ground which had formerly failed to give good crops of wheat. This is the case also in Colorado. Land which has been growing Alfalfa for some years has been plowed under, sown to wheat, and has grown as many as forty to fifty bushels of wheat to the acre.

Alfalfa flourishes up to an altitude of 7,500 feet above the level of the sea, but at points higher it is likely to kill out before strong roots are secured. Spring rains, as a rule, answer until within a week of the first cutting, when a thorough irrigation is desirable, though often a first crop is cut without further moisture than the natural rainfall. Irrigate immediately after a crop is removed from the field. The first year, one cutting; second year, two, though some have three and four thereafter, three and four crops, with a good aftergrowth remaining, making excellent winter pasture. Cut when in full bloom, not later, unless you want stalks instead of hay. In making hay, cut one day, lay in the swath and cure all next day, raking up early on the morning of the third; if the sun should not shine clear, a longer time may be required. Never shake it out or turn it in the swath in this country, as it will cure perfectly without it, and the more it is turned and disturbed the more it will lose of its leaves and fine stems. Cock it up immediately after raking it, while yet damp with the dew, if possible and let it cure in the cock from one to three days before stacking. Its value as food for stock of all kinds is yearly becoming more evident. It is far superior to ordinary clover or meadow hay.

The opinion of all competent authorities seems to be that as a forage plant of food value Alfalfa is superior to any plant now known in the amount of nutritious grass or hay it will produce per acre. It has been found that when grazed by cattle, horses or sheep, Alfalfa (as, indeed, does every species of clover) sometimes causes bloat or colic. They are liable to this when the plant is making a rapid growth in the spring, and the animals are allowed to use injudicious quantities, either in the field or when freshly cut. When it is grazed closely this does not occur. This should teach caution in its use as a green food.

Price per pound, 12½¢. Fancy seed. Write for prices on large quantities.


IN DRILLS.

Dwarf Beans.....	75 to 90
Early Peas.....	75 to 95
Marafat Peas.....	70 to 80
Beets (for table or stock).....	4 to 6
Beets (for sugar).....	15 to 20
Carrots.....	2 to 3
Onions.....	4 to 6
Onions for Sets.....	40 to 60
Onion Sets, Bottom.....	300 to 350
Parsnips.....	4 to 5
Radishes.....	6 to 8
Rutabaga.....	1½ to 2
Spinach.....	8 to 10
Salsify.....	10 to 12
Turnips.....	1½ to 2
Tomatoes (to transplant).....	¼
Corn.....	8 to 10

IN HILLS.

Cucumbers.....	1 to 1½
Muskmelon.....	1 to 2
Watermelon.....	2 to 3
Pumpkins.....	2 to 3
Squash.....	2 to 3

THE FAMOUS
ROCKY FORD



CANTALOUPE,
D. V. BURRELL,
ROCKY FORD, COLO.